

Product availability: Stock - Normally stocked in distribution facility



Main

Range of product	Phaseo
Product or component type	Power supply
Power supply type	Regulated switch mode
Input voltage	100...240 V AC phase to phase, terminal(s): L1-L2 100...240 V AC single phase, terminal(s): N-L1 120...250 V DC
Output voltage	5 V DC
Rated power in W	20 W
Input protection type	Integrated fuse (not interchangeable)
Power supply output current	4 A
Output protection type	Against short-circuits
Ambient air temperature for operation	-13...131 °F (-25...55 °C) without 55...70 °C with

Complementary

Input voltage limits	85...264 V
Network frequency	47...63 Hz
Inrush current	20 A
Cos phi	0.5
Efficiency	75 %
Output voltage limits	4.75...6.25 V adjustable
Power dissipation in W	6.7 W
Current consumption	0.35 A at 240 V 0.55 A at 100 V
Line and load regulation	+/- 3 %
Residual ripple	250 mV
Holding time	>= 10 ms at 100 V
Connections - terminals	Screw type terminals input connection, connection capacity: 2 x 0.14...2 x 2.5 mm ² AWG 26...AWG 14 Screw type terminals output connection, connection capacity: 4 x 0.14...4 x 2.5 mm ² AWG 26...AWG 14
Marking	CE
Mounting support	35 x 7.5 mm symmetrical DIN rail Panel 2 screws, diameter : 4 mm 35 x 15 mm symmetrical DIN rail
Operating position	Vertical
Operating altitude	6561.68 ft (2000 m)
Output coupling	Series Parallel
Name of test	Harmonic current emission conforming to EN/IEC 61000-3-2 Conducted emissions on the power line conforming to EN 55022 Class B Electrostatic discharges conforming to EN/IEC 61000-4-2 Emission conforming to EN 50081-1 Induced electromagnetic field conforming to EN/IEC 61000-4-6 Primary outage conforming to IEC 61000-4-11 Radiated electromagnetic field conforming to EN/IEC 61000-4-3 Radiated emissions conforming to EN 55022 Class B Rapid transient conforming to IEC 61000-4-4 Surge conforming to EN/IEC 61000-4-5
Status LED	1 LED green output voltage
Depth	2.32 in (59 mm)

Height	3.94 in (100 mm)
Width	2.13 in (54 mm)
Product weight	0.43 lb(US) (0.195 kg)

Environment

Product certifications	CULus 508 RCM CSA 22-2 No 950 KC EAC TUV 60950-1 CCSAus
Standards	UL 508 CSA C22.2 No 60950-1
Environmental characteristic	EMC conforming to EN 55022 Class B EMC conforming to EN 61000-6-3 EMC conforming to EN/IEC 61000-6-2 EMC conforming to EN/IEC 61204-3 Safety conforming to EN/IEC 60950-1 Safety conforming to SELV
IP degree of protection	IP20 conforming to EN/IEC 60529
Ambient air temperature for storage	-40...158 °F (-40...70 °C)
Relative humidity	0...90 % during operation 0...95 % in storage
Overvoltage category	Class II conforming to VDE 0106-1
Dielectric strength	Between input and output
MTBF reliability	191491 H with MIL-HDBK-217F calculation method

Ordering and shipping details

Category	22525 - ABL8 AND ABL7 POWER SUPPLIE
Discount Schedule	CP12
GTIN	00785901670360
Nbr. of units in pkg.	1
Package weight(Lbs)	0.5100000000000001
Returnability	Y
Country of origin	CN

Offer Sustainability

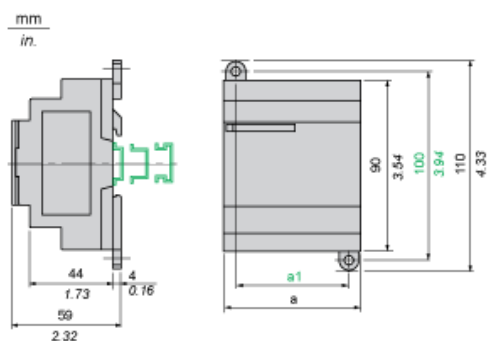
California proposition 65	WARNING: This product can expose you to chemicals including:
----- Substance 1	Lead and lead compounds, which is known to the State of California to cause cancer and birth defects or other reproductive harm.
----- More information	For more information go to www.p65warnings.ca.gov

Contractual warranty

Warranty period	18 months
-----------------	-----------

Regulated Switch Mode Power Supplies

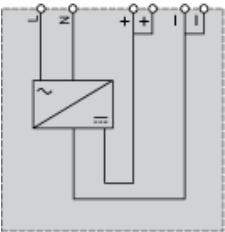
Dimensions



	a in mm	a in in.	a1 in mm	a1 in in.
ABL8MEM05040	54	2.12	42	1.65
ABL8MEM12020	54	2.12	42	1.65
ABL8MEM24003	36	1.41	24	0.94
ABL8MEM24006	36	1.41	24	0.94
ABL8MEM24012	54	2.12	42	1.65
ABL7RM24025	74	2.91	60	2.36

Regulated Switch Mode Power Supply

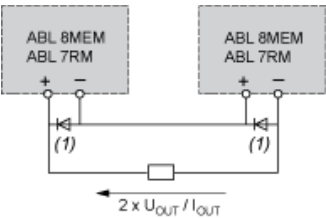
Internal Wiring Diagram



Regulated Switch Mode Power Supplies

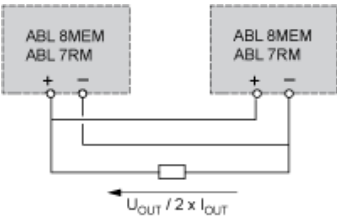
Series or Parallel Connection

Series Connection



(1) Two Schottky diodes I_{min} = power supply I_n and V_{min} = 50 V

Parallel Connection



Family	Series	Parallel
ABL 7RM/8MEM	2 products max.	2 products max.

NOTE: Series or parallel connection is only recommended for products with identical references.

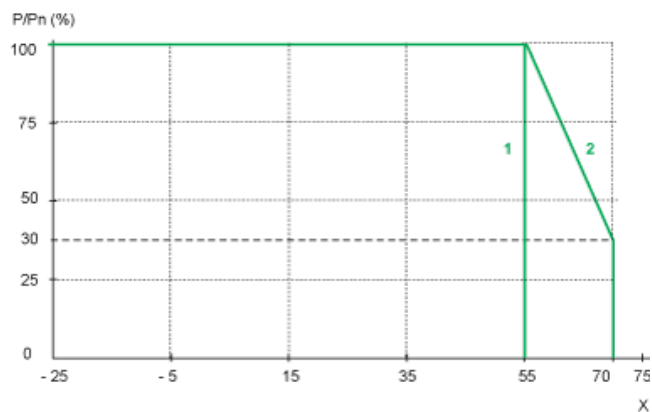
Regulated Switch Mode Power Supplies

Derating

The ambient temperature is a determining factor that limits the power an electronic power supply can deliver continuously. If the temperature around the electronic components is too high, their life will be significantly reduced.

The nominal ambient temperature for the Modular range of Phaseo power supplies is 55°C. Above this temperature, derating is necessary up to a maximum temperature of 70°C (except for the ABL7RM24025 model).

The graph below shows the power as a percentage of the nominal power that the power supply can deliver continuously, depending on the ambient temperature.



X Maximum operating temperature ($^{\circ}\text{C}$)

(1) With an ABL7RM24025

(2) With an ABL8MEM.....

Mouser Electronics

Authorized Distributor

Click to View Pricing, Inventory, Delivery & Lifecycle Information:

[Schneider Electric:](#)

[ABL8MEM05040](#)