

XT118B1NAL2

capacitive sensor - XT1 - cylindrical M18 -
brass - Sn 5mm - cable 2m

Product availability: Non-Stock - Not normally stocked in distribution facility



Main

Range of product	OsiSense XT
Sensor type	Capacitive proximity sensor
Product specific application	Detection of insulated or conductive materials
Sensor name	XT1
Sensor design	Cylindrical M18
Size	70 mm
Body type	Fixed
Detector flush mounting acceptance	Flush mountable
Material	Metal
Enclosure material	Nickel plated brass
Type of output signal	Discrete
Wiring technique	3-wire
[Sn] nominal sensing distance	0.2 in (5 mm)
Discrete output function	1 NO
Output circuit type	DC
Discrete output type	NPN
Electrical connection	Cable
Cable length	6.56 ft (2 m)
[Us] rated supply voltage	24 V DC with reverse polarity protection
Delay response	<= 5 ms
IP degree of protection	IP67 conforming to IEC 60947-5-2 IP67 conforming to IEC 60529

Complementary

ISO thread	M18 x 1
Detection face	Frontal
[Sa] assured operating distance	0...0.14 in (0...3.6 mm)
Adjustment zone	0.04...0.31 in (1...8 mm)
Differential travel	< 0.2 x Sr
Repeat accuracy	< 0.1 x Sr
Wire insulation material	PVC
Status LED	1 LED (yellow) output state indication
Supply voltage limits	12...30 V DC
Residual current	< 0.1 mA (open state)
Protection type	Short-circuit protection
Switching frequency	<= 200 Hz
Voltage drop	<= 2 V (closed)
Current consumption	< 15 mA
Delay first up	<= 30 ms
Delay recovery	<= 5 ms
Maximum switching current	200 mA
Marking	CE
Setting-up	Sensitivity by potentiometer
Threaded length	2.17 in (55 mm)

Length	2.76 in (70 mm)
Product weight	0.33 lb(US) (0.15 kg)

Environment

Standards	EN/IEC 60947-5-2
Product certifications	CETLus
Ambient air temperature for operation	-13...158 °F (-25...70 °C)
Vibration resistance	10 gn amplitude = 1 mm (10...55 Hz) conforming to IEC 60068-2-6
Shock resistance	30 gn (duration = 11 ms) conforming to IEC 60068-2-27
Resistance to electrostatic discharge	4 kV (contact) conforming to IEC 61000-4-2 8 kV (air) conforming to IEC 61000-4-2
Resistance to electromagnetic fields	2.74 V/yd (3 V/m) conforming to IEC 61000-4-3
Resistance to fast transients	2 kV conforming to IEC 61000-4-4

Ordering and shipping details

Category	22490 - SENSORS-ULTRASONIC (XX5,6)
Discount Schedule	DS2
GTIN	003389119025850
Nbr. of units in pkg.	1
Package weight(Lbs)	0.29999999999999999
Returnability	N
Country of origin	DE

Offer Sustainability

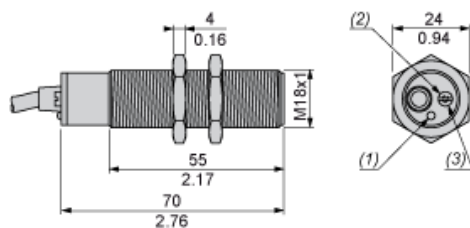
RoHS (date code: YYWW)	Compliant - since 0727 - Schneider Electric declaration of conformity Schneider Electric declaration of conformity
California proposition 65	WARNING: This product can expose you to chemicals including:
----- Substance 1	Diisononyl phthalate (DINP), which is known to the State of California to cause cancer, and
----- Substance 2	Di-isodecyl phthalate (DIDP), which is known to the State of California to cause birth defects or other reproductive harm.
----- More information	For more information go to www.p65warnings.ca.gov

Contractual warranty

Warranty period	18 months
-----------------	-----------

Dimensions

$\frac{\text{mm}}{\text{in.}}$

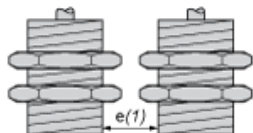


- (1) LED
- (2) Sealing screw
- (3) Potentiometer beneath sealing screw

Setting-up

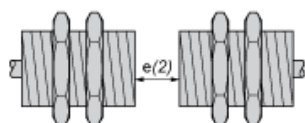
Minimum Mounting Distances (mm)

Side by side



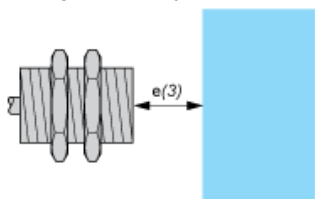
$e(1) \geq 0$

Face to face



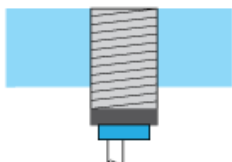
$e(2) \geq 11$

Facing a metal object



$e(3) \geq 10$

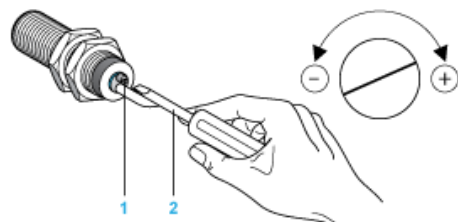
Mounted in support



Fixing nut tightening torque: 28 N.m

Adjustment

Sensitivity Adjustment

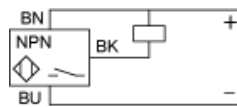


- (1) Adjustment potentiometer
- (2) Screwdriver (included with sensor)

Wiring Diagram

Pre-cabled

3-wire DC, NPN NO Output, Pre-cabled



(BU) Blue
(BN) Brown
(BK) Black

Mouser Electronics

Authorized Distributor

Click to View Pricing, Inventory, Delivery & Lifecycle Information:

[Schneider Electric:](#)

[XT118B1NAL2](#)