

Product availability: Stock - Normally stocked in distribution facility



## Main

Range of product	OsiSense XS
Series name	General purpose
Sensor type	Inductive proximity sensor
Device application	-
Sensor name	XS9
Sensor design	Form 40 x 40 x 117
Size	117 mm
Body type	Fixed
Detector flush mounting acceptance	Non flush mountable
Material	Plastic
Enclosure material	PBT
Type of output signal	Analogue
Wiring technique	3-wire
[Sn] nominal sensing distance	0.98 in (25 mm)
Output circuit type	DC
Analogue output range	0...10 V
Electrical connection	Screw-clamp terminals, clamping capacity: 4 x 1.5 mm <sup>2</sup>
[Us] rated supply voltage	24 V DC with reverse polarity protection
IP degree of protection	IP65 conforming to IEC 60529 IP67 conforming to IEC 60529 IP69K conforming to DIN 40050

## Complementary

Detection face	5 positions turret head
Front material	PBT
Operating zone	0.08...1.06 in (2...27 mm)
Differential travel	3...15% of Sr
Linearity error	<= 3% of Sr
Output current drift	<= 5 %
Cable entry number	1 tapped entry M20 x 1.5 cable gland
Status LED	1 LED yellow output state
Supply voltage limits	15...36 V DC
Current consumption	0...4 mAat no-load
Delay first up	<= 7.5 ms
Delay response	<= 6 ms
Delay recovery	<= 6 ms
Marking	CE
Height	1.57 in (40 mm)
Length	1.57 in (40 mm)
Width	4.61 in (117 mm)
Product weight	0.54 lb(US) (0.244 kg)

The information provided in this documentation contains general descriptions and/or technical characteristics of the products of the products contained herein. This documentation is not intended as a substitute for and is not to be used for determining suitability or reliability of these products for specific user applications. It is the duty of any such user or integrator to perform the appropriate and complete risk analysis, evaluation and testing of the products with respect to the relevant specific application or use thereof. Neither Schneider Electric Industries SAS nor any of its affiliates or subsidiaries shall be responsible or liable for misuse of the information contained herein.


## Environment

Product certifications	CSA UL CCC
Ambient air temperature for operation	-13...158 °F (-25...70 °C)
Ambient air temperature for storage	-40...185 °F (-40...85 °C)
Vibration resistance	25 gn amplitude = +/- 2 mm (f = 10...55 Hz) conforming to IEC 60068-2-6
Shock resistance	50 gn 11 ms conforming to EN 60068-2-27

## Ordering and shipping details

Category	22486 - SENSORS, PROXIMITY
Discount Schedule	DS2
GTIN	003389119058452
Nbr. of units in pkg.	1
Package weight(Lbs)	0.56000000000000005
Returnability	N
Country of origin	FR

## Offer Sustainability

Sustainable offer status	Green Premium product
RoHS (date code: YYWW)	Compliant - since 1213 - Schneider Electric declaration of conformity  Schneider Electric declaration of conformity
REACH	Reference not containing SVHC above the threshold
Product environmental profile	Available
Product end of life instructions	Need no specific recycling operations
California proposition 65	WARNING: This product can expose you to chemicals including:
- - - - - Substance 1	Diisononyl phthalate (DINP), which is known to the State of California to cause cancer, and
- - - - - Substance 2	Di-isodecyl phthalate (DIDP), which is known to the State of California to cause birth defects or other reproductive harm.
- - - - - More information	For more information go to <a href="http://www.p65warnings.ca.gov">www.p65warnings.ca.gov</a>

## Contractual warranty

Warranty period	18 months
-----------------	-----------

## Dimensions



- (1) 2 holes Ø 5,45 mm / Ø 0.21 in. (Tightening torque: < 1,5 Nm / < 13.3 lb-in.)
- (2) 3 screws M3,5. (Tightening torque: < 1,2 Nm / < 10.6 lb-in.)
- (3) 2 elongated holes 5,4 x 7,4 mm / 0.21 x 0.29 in. (Tightening torque: < 1,5 Nm / < 13.3 lb-in.)

## Mounting

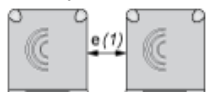
### Head Positions



### Setting-up Precautions

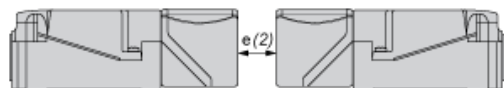
#### Minimum Mounting Distances (mm)

##### Side by Side



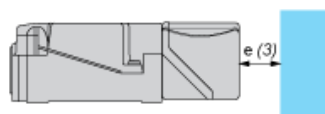
e (1) 120  
≥

##### Face to Face



e (2) 240  
≥

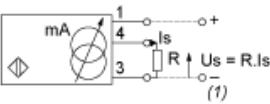
##### Facing a Metal Object



e (3) 90  
≥

Wiring Schemes

3-Wire

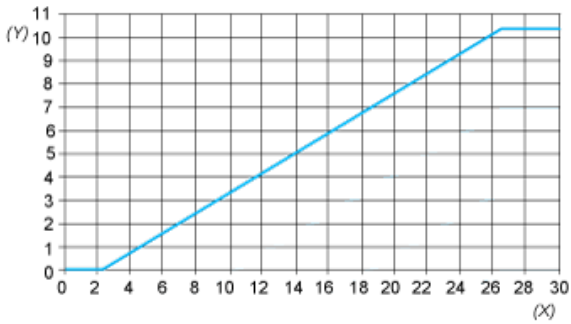


(1) Output voltage

Ensure a minimum of 5 V between the + and the sensor output (terminal 4)

	Output current	Load impedance value	Output voltage	Load impedance value
12 V	0...10 mA	$R \leq 630 \, \Omega$	-	-
24 V	0...10 mA	$R \leq 1500 \, \Omega$	0...10 V	$R = 1000 \, \Omega$

Analogue Outputs



(Y) Output current (V)  
(X) Sensing distance (mm)

# Mouser Electronics

Authorized Distributor

Click to View Pricing, Inventory, Delivery & Lifecycle Information:

Schneider Electric:

[XS9C4A2A1P20](#)