

XS9C4A1NCN12

inductive sensor XS9 40x40x117 - PBT - Sn20 mm - 12..24VDC - terminals



Product availability: Non-Stock - Not normally stocked in distribution facility



Main

Range of product	OsiSense XS
Series name	General purpose
Sensor type	Inductive proximity sensor
Device application	Factor 1 (Fe/Nfe) Welding machine
Sensor name	XS9
Sensor design	Form 40 x 40 x 117
Size	117 mm
Body type	Fixed
Detector flush mounting acceptance	Flush mountable
Material	Plastic
Enclosure material	PBT
Type of output signal	Discrete
Wiring technique	4-wire
[Sn] nominal sensing distance	0.79 in (20 mm)
Discrete output function	1 NO + 1 NC
Output circuit type	DC
Discrete output type	NPN
Electrical connection	Screw-clamp terminals, clamping capacity: 4 x 1.5 mm ²
[Us] rated supply voltage	12...24 V DC with reverse polarity protection
Switching capacity in mA	<= 200 mA with overload and short-circuit protection
IP degree of protection	IP65 conforming to IEC 60529 IP67 conforming to IEC 60529 IP69K conforming to DIN 40050

Complementary

Detection face	5 positions turret head
Front material	PBT
Operating zone	0...0.63 in (0...16 mm)
Differential travel	3...15% of Sr
Repeat accuracy	<= 3% of Sr
Electromagnetic compatibility	Immunity to magnetic fields at 250 mT
Cable entry number	1 tapped entry 1/2" NPT cable gland
Status LED	1 LED green supply on 1 LED yellow output state
Supply voltage limits	10...36 V DC
Switching frequency	<= 250 Hz
Voltage drop	<= 2 V at closed state
Current consumption	0...30 mA at no-load
Delay first up	<= 15 ms
Delay response	<= 2.5 ms
Delay recovery	<= 2.5 ms
Marking	CE

Height	1.57 in (40 mm)
Length	1.57 in (40 mm)
Width	4.61 in (117 mm)
Product weight	0.54 lb(US) (0.244 kg)

Environment

Product certifications	CSA CCC UL
Ambient air temperature for operation	-13...158 °F (-25...70 °C)
Ambient air temperature for storage	-40...185 °F (-40...85 °C)
Vibration resistance	25 gn amplitude = +/- 2 mm (f = 10...55 Hz) conforming to IEC 60068-2-6
Shock resistance	50 gn 11 ms conforming to EN 60068-2-27

Ordering and shipping details

Category	22486 - SENSORS, PROXIMITY
Discount Schedule	DS2
GTIN	00785901970620
Nbr. of units in pkg.	1
Package weight(Lbs)	0.52000000000000002
Returnability	N
Country of origin	FR

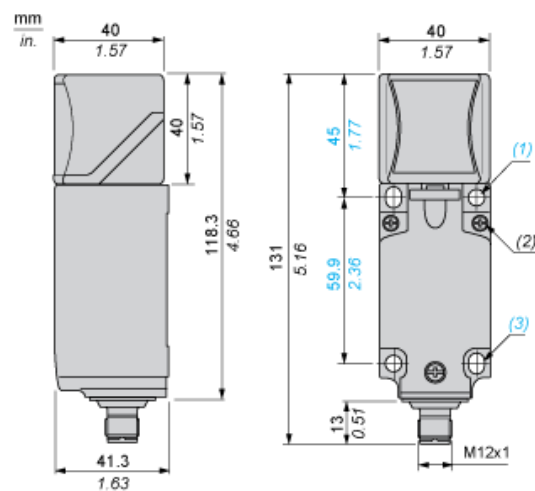
Offer Sustainability

Sustainable offer status	Green Premium product
RoHS (date code: YYWW)	Compliant - since 1336 - Schneider Electric declaration of conformity Schneider Electric declaration of conformity
REACH	Reference not containing SVHC above the threshold
Product environmental profile	Available
Product end of life instructions	Need no specific recycling operations
California proposition 65	WARNING: This product can expose you to chemicals including:
- - - - - Substance 1	Diisononyl phthalate (DINP), which is known to the State of California to cause cancer, and
- - - - - Substance 2	Diisodecyl phthalate (DIDP), which is known to the State of California to cause birth defects or other reproductive harm.
- - - - - More information	For more information go to www.p65warnings.ca.gov

Contractual warranty

Warranty period	18 months
-----------------	-----------

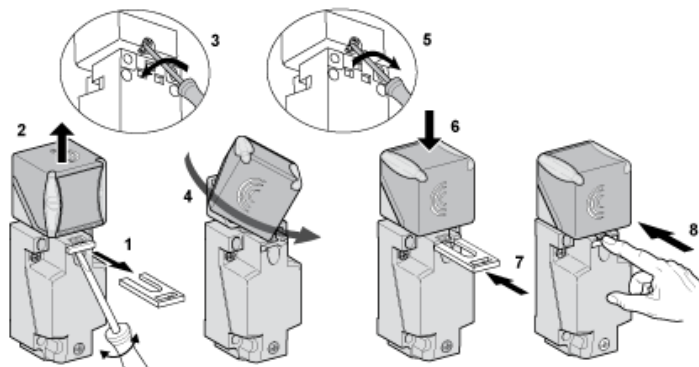
Dimensions



- (1) 2 holes $\varnothing 5,45$ mm / $\varnothing 0.21$ in. (Tightening torque: < 1,5 Nm / < 13.3 lb-in.)
- (2) 3 screws M3,5. (Tightening torque: < 1,2 Nm / < 10.6 lb-in.)
- (3) 2 elongated holes 5,4 x 7,4 mm / 0.21 x 0.29 in. (Tightening torque: < 1,5 Nm / < 13.3 lb-in.)

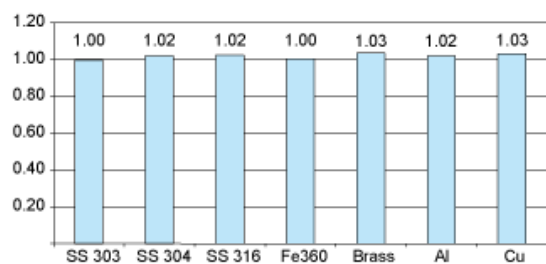
Mounting

Head Positions



Setting-up

Sensing Distance Correction Factor



SS : Stainless steel

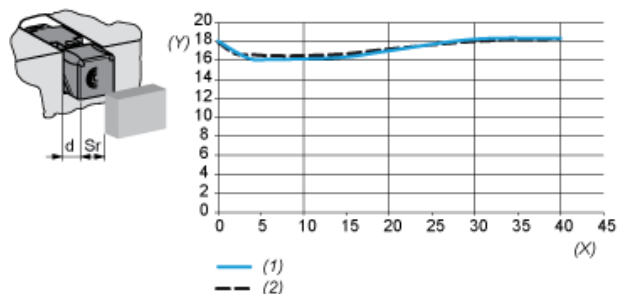
Fe : Steel

Al : Aluminium

Cu : Copper

Setting-up

Operating Distance (According to the Sensor's Level of Flush Mounting)



(y) Sensing distance (Sr) mm

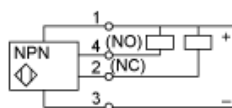
(x) Sensing face/frame distance (d) mm

(1) Flush mounted in aluminium

(2) Flush mounted in Fe360

Wiring Schemes

4-Wire DC



Mouser Electronics

Authorized Distributor

Click to View Pricing, Inventory, Delivery & Lifecycle Information:

[Schneider Electric:](#)

[XS9C4A1NCN12](#)