

XS7C4A1DPG13

inductive sensor XS7 40x40x117 - PBT - Sn15 mm - 12..48VDC - terminals



Product availability: Stock - Normally stocked in distribution facility



Main

Range of product	OsiSense XS
Series name	General purpose
Sensor type	Inductive proximity sensor
Device application	-
Sensor name	XS7
Sensor design	Form 40 x 40 x 117
Size	117 mm
Body type	Fixed
Detector flush mounting acceptance	Flush mountable
Material	Plastic
Enclosure material	PBT
Type of output signal	Discrete
Wiring technique	2-wire
[Sn] nominal sensing distance	0.59 in (15 mm)
Discrete output function	1 NO or 1 NC programmable
Output circuit type	DC
Electrical connection	Screw-clamp terminals, clamping capacity: 4 x 1.5 mm ²
[Us] rated supply voltage	12...48 V DC with reverse polarity protection
Switching capacity in mA	1.5...100 mA with overload and short-circuit protection
IP degree of protection	IP65 conforming to IEC 60529 IP67 conforming to IEC 60529 IP69K conforming to DIN 40050

Complementary

Detection face	5 positions turret head
Front material	PBT
Operating zone	0...0.47 in (0...12 mm)
Differential travel	3...15% of Sr
Repeat accuracy	<= 3% of Sr
Cable entry number	1 tapped entry Pg 13.5 cable gland
Status LED	1 LED yellow output state
Supply voltage limits	10...58 V DC
Residual current	<= 0.6 mA open state
Switching frequency	<= 300 Hz
Voltage drop	<= 4.2 V at closed state
Delay first up	<= 7.5 ms
Delay response	<= 1.2 ms
Delay recovery	<= 1.8 ms
Marking	CE
Height	1.57 in (40 mm)
Length	1.57 in (40 mm)
Width	4.61 in (117 mm)
Product weight	0.54 lb(US) (0.244 kg)

Environment

Product certifications	UL CCC CSA
Ambient air temperature for operation	-13...158 °F (-25...70 °C)
Ambient air temperature for storage	-40...185 °F (-40...85 °C)
Vibration resistance	25 gn amplitude = +/- 2 mm (f = 10...55 Hz) conforming to IEC 60068-2-6
Shock resistance	50 gn 11 ms conforming to EN 60068-2-27

Ordering and shipping details

Category	22486 - SENSORS, PROXIMITY
Discount Schedule	DS2
GTIN	003389119058360
Nbr. of units in pkg.	1
Package weight(Lbs)	0.54000000000000004
Returnability	Y
Country of origin	ID

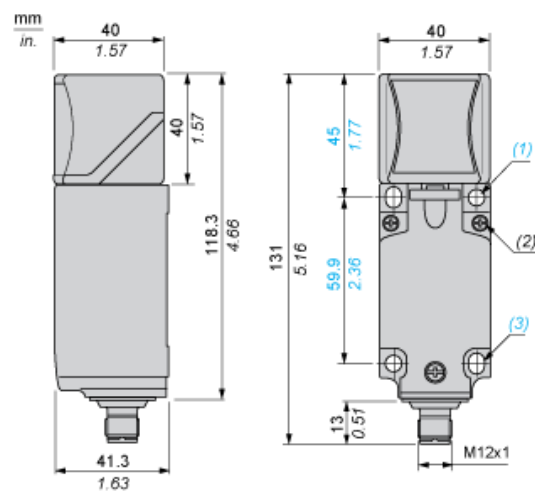
Offer Sustainability

Sustainable offer status	Green Premium product
RoHS (date code: YYWW)	Compliant - since 1213 - Schneider Electric declaration of conformity Schneider Electric declaration of conformity
REACH	Reference not containing SVHC above the threshold
Product environmental profile	Available
Product end of life instructions	Need no specific recycling operations
California proposition 65	WARNING: This product can expose you to chemicals including:
- - - - - Substance 1	Diisononyl phthalate (DINP), which is known to the State of California to cause cancer, and
- - - - - Substance 2	Di-isodecyl phthalate (DIDP), which is known to the State of California to cause birth defects or other reproductive harm.
- - - - - More information	For more information go to www.p65warnings.ca.gov

Contractual warranty

Warranty period	18 months
-----------------	-----------

Dimensions



- (1) 2 holes Ø 5,45 mm / Ø 0.21 in. (Tightening torque: < 1,5 Nm / < 13.3 lb-in.)
- (2) 3 screws M3,5. (Tightening torque: < 1,2 Nm / < 10.6 lb-in.)
- (3) 2 elongated holes 5,4 x 7,4 mm / 0.21 x 0.29 in. (Tightening torque: < 1,5 Nm / < 13.3 lb-in.)

Mounting

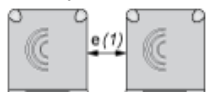
Head Positions



Setting-up Precautions

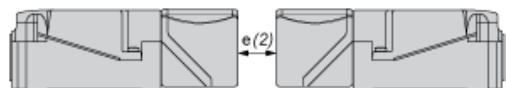
Minimum Mounting Distances (mm)

Side by Side



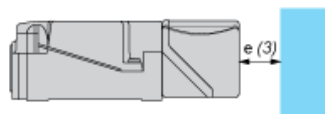
$e(1) \geq 60$

Face to Face



$e(2) \geq 120$

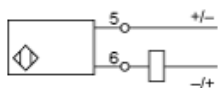
Facing a Metal Object



$e(3) \geq 45$

Wiring Schemes

2-Wire DC (Non Polarised)



Mouser Electronics

Authorized Distributor

Click to View Pricing, Inventory, Delivery & Lifecycle Information:

Schneider Electric:

[XS7C4A1DPG13](#)