

XS212BLNBL2

inductive sensor XS2 M12 - L44mm - brass -
Sn4mm - 12..24VDC - cable 2m

Product availability: Non-Stock - Not normally stocked in distribution facility



Main

Range of product	OsiSense XS
Series name	General purpose
Sensor type	Inductive proximity sensor
Sensor name	XS2
Sensor design	Cylindrical M12
Size	44 mm
Body type	Fixed
Enclosure material	Nickel plated brass
Type of output signal	Discrete
Wiring technique	3-wire
[Sn] nominal sensing distance	0.16 in (4 mm)
Discrete output function	1 NC
Discrete output type	NPN
Electrical connection	Cable
Cable length	6.56 ft (2 m)
[Us] rated supply voltage	12...24 V DC with reverse polarity protection
Switching capacity in mA	<= 200 mA with overload and short-circuit protection
IP degree of protection	IP67 conforming to IEC 60529

Complementary

ISO thread	M12 x 1
Detection face	Frontal
Detector flush mounting acceptance	Non flush mountable
Material	Metal
Front material	PBT
Operating zone	0...0.13 in (0...3.2 mm)
Differential travel	1...15% of Sr
Output circuit type	DC
Cable composition	3 x 0.14 mm ²
Wire insulation material	PVC
Status LED	1 LED yellow output state
Supply voltage limits	10...36 V DC
Switching frequency	<= 1200 Hz
Voltage drop	<= 2 V at closed state
Current consumption	<= 10 mA at no-load
Delay first up	<= 15 ms
Delay response	<= 0.15 ms
Delay recovery	<= 0.4 ms
Marking	CE
Threaded length	1.02 in (26 mm)
Height	0.47 in (12 mm)
Length	1.73 in (44 mm)
Product weight	0.15 lb(US) (0.07 kg)

The information provided in this documentation contains general descriptions and/or technical characteristics of the products of the products contained herein. This documentation is not intended as a substitute for and is not to be used for determining suitability or reliability of these products for specific user applications. It is the duty of any such user or integrator to perform the appropriate and complete risk analysis, evaluation and testing of the products with respect to the relevant specific application or use thereof. Neither Schneider Electric Industries SAS nor any of its affiliates or subsidiaries shall be responsible or liable for misuse of the information contained herein.


Environment

Product certifications	UL CSA
Ambient air temperature for operation	-13...158 °F (-25...70 °C)
Ambient air temperature for storage	-40...185 °F (-40...85 °C)
Vibration resistance	25 gn amplitude = +/- 2 mm (f = 10...55 Hz) conforming to IEC 60068-2-6
Shock resistance	50 gn 11 ms conforming to IEC 60068-2-27

Ordering and shipping details

Category	22414 - SENSORS, INDUCTIVE, BASIC
Discount Schedule	DS2
GTIN	00785901673453
Nbr. of units in pkg.	1
Package weight(Lbs)	0.23000000000000001
Returnability	N
Country of origin	ID

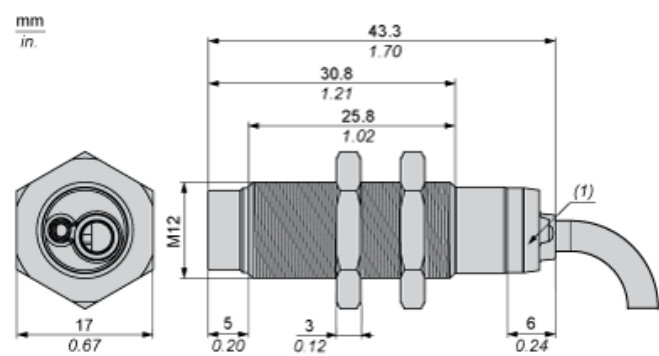
Offer Sustainability

RoHS (date code: YYWW)	Compliant - since 0903 - Schneider Electric declaration of conformity  Schneider Electric declaration of conformity
Product environmental profile	Available
Product end of life instructions	Available
California proposition 65	WARNING: This product can expose you to chemicals including:
- - - - - Substance 1	Diisononyl phthalate (DINP), which is known to the State of California to cause cancer, and
- - - - - Substance 2	Diisodecyl phthalate (DIDP), which is known to the State of California to cause birth defects or other reproductive harm.
- - - - - More information	For more information go to www.p65warnings.ca.gov

Contractual warranty

Warranty period	18 months
-----------------	-----------

Dimensions



(1) LED

Minimum Mounting Distances

Side by side



e (1) 16 mm/0.63 in.

≥

Face to face



e (2) 48 mm/1.89 in.

≥

Facing a metal object



e (3) 12 mm/0.47 in.

≥

Mounted in a metal support

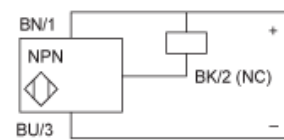


d ≥ 36 mm/1.42 in.

h ≥ 8 mm/0.31 in.

Wiring Schemes

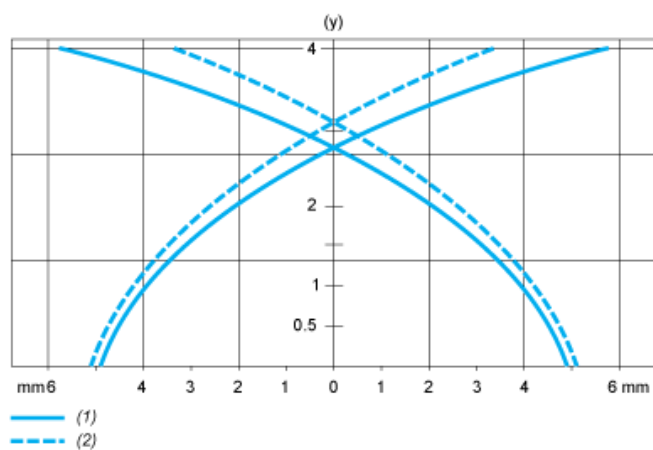
NPN



BU : Blue
BN : Brown
BK : Black

Performance Curves

Standard Steel Target : 12x12x1 mm



- (1) Pick-up points
(2) Drop-out points (object approaching from the side)
(y) Sensing distance in mm

Mouser Electronics

Authorized Distributor

Click to View Pricing, Inventory, Delivery & Lifecycle Information:

[Schneider Electric:](#)

[XS212BLNBL2](#)