

Product availability: Non-Stock - Not normally stocked in distribution facility



Main

Range of product	OsiSense XM
Product or component type	Electronic pressure sensors
Pressure sensor type	Pressure transmitter
Pressure sensor name	XMLP
Electrical circuit type	Control circuit
Pressure sensor size	14.5 psi (1 bar)
Local display	Without
Controlled fluid	Fresh water 0...125 °C Air -15...125 °C Gas -15...125 °C Hydraulic oil -15...125 °C
Fluid connection type	SAE 7/16-20UNF (female)
Electrical connection	1 male connector M12 4 pins
[Us] rated supply voltage	12...24 V DC SELV, voltage limits: 7...33 V
Current consumption	< 23 mA
Type of output signal	Analogue
Analogue output function	4...20 mA, 2-wire
Quantity per set	Set of 1
Type of packing	Individual

Complementary

Pressure setting range	0...14.5 psi (0...1 bar)
Maximum permissible accidental pressure	43.51 psi (3 bar)
Destruction pressure	72.52 psi (5 bar)
Materials in contact with fluid	Fluorocarbon FPM Ceramic Stainless steel AISI 316L
Operating position	Any position
Protection type	Reverse polarity Load short-circuit
Electromagnetic compatibility	1.2/50 µs shock waves immunity test conforming to EN/IEC 61000-4-5 - test level 1 kV (f = 42 Ohm) Immunity to magnetic fields conforming to EN/IEC 61000-4-8 - test level 100 A/m (f = 50 Hz) Electrical fast transient/burst immunity test conforming to EN/IEC 61000-4-4 - test level 4 kV Susceptibility to electromagnetic fields conforming to EN/IEC 61000-4-3 - test level 10 V/m (f = 80...1000 MHz) Radiated RF fields conforming to EN/IEC 61000-4-6 - test level 10 V (f = 0.15...80 MHz) Electrostatic discharge immunity test conforming to EN/IEC 61000-4-2 - test level 8 kV air, 4 kV contact
[Uimp] rated impulse withstand voltage	0.5 kV
Response time on output	<= 2 ms 10...90 % of full scale
Measurement accuracy	+/- 0.5 % of the measuring range
Resolution	0.1 % of the measuring range
Drift of the sensitivity	+/- 0.02 % of measuring range/°K
Drift of the zero point	+/- 0.02 % of measuring range/°K
Long term stability	+/- 0.25 % of the measuring range

Mechanical durability	>= 10000000 cycles
Product weight	0.17 lb(US) (0.075 kg)
Diameter	1.02 in (26 mm)
Length	1.42 in (36 mm)

Environment

Standards	EN/IEC 61326-2-3 NSF ANSI 61
Product certifications	EAC CE CULus RCM
Ambient air temperature for operation	-22...185 °F (-30...85 °C)
Ambient air temperature for storage	-58...212 °F (-50...100 °C)
Vibration resistance	20 gn (f = 10...2000 Hz) conforming to EN/IEC 60068-2-6
Shock resistance	100 gn 11 ms conforming to EN/IEC 60068-2-27
IP degree of protection	IP65 conforming to EN/IEC 60529 IP67 conforming to EN/IEC 60529 IP69K conforming to DIN 40050

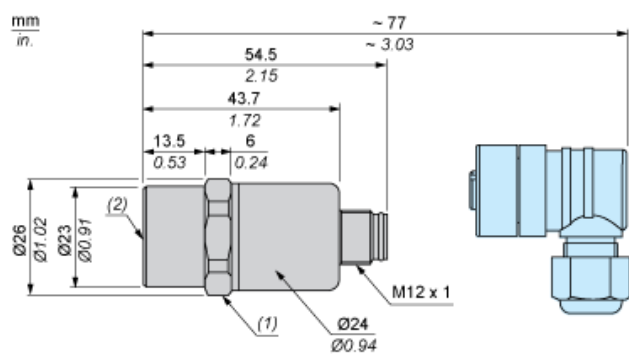
Ordering and shipping details

Category	21561 - XMLK,XMLP PRESSURE TRANSMITTERS
Discount Schedule	DS2
GTIN	003389119625357
Nbr. of units in pkg.	1
Package weight(Lbs)	0.2999999999999999
Returnability	N
Country of origin	CH

Offer Sustainability

Sustainable offer status	Green Premium product
RoHS (date code: YYWW)	Compliant - since 1541 - Schneider Electric declaration of conformity Schneider Electric declaration of conformity
REACH	Reference not containing SVHC above the threshold
Product environmental profile	Available
Product end of life instructions	Need no specific recycling operations
California proposition 65	WARNING: This product can expose you to chemicals including:
- - - - - Substance 1	Diisononyl phthalate (DINP), which is known to the State of California to cause cancer, and
- - - - - Substance 2	Di-isodecyl phthalate (DIDP), which is known to the State of California to cause birth defects or other reproductive harm.
- - - - - More information	For more information go to www.p65warnings.ca.gov

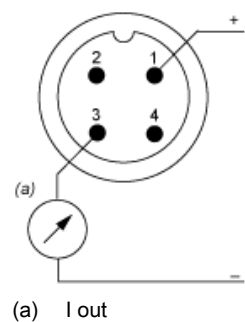
Dimensions



Connection and Schema

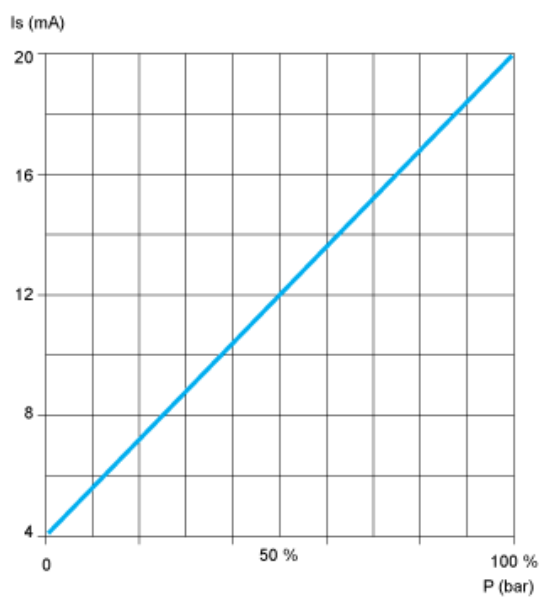
Wiring Diagram

2-Wire Technique (4-20 mA)



Performance Curves

Curves



Mouser Electronics

Authorized Distributor

Click to View Pricing, Inventory, Delivery & Lifecycle Information:

Schneider Electric:

[XMLP001GD2BF](#)