

Product availability: Non-Stock - Not normally stocked in distribution facility



### Main

Range of product	OsiSense XC
Series name	Special format
Product or component type	Microswitch
Device short name	XEP3
Detector design	Miniature, DIN 41635 A format
Head type	Plunger head
Lever material	Glass reinforced polyamide roller Stainless steel
Lever fixing position	B
Movement of operating head	Linear
Type of operator	Roller lever
Switch actuation	Horizontal
Type of approach	Lateral approach
Electrical connection	Solder tags
Contacts type and composition	1 C/O standard
Contact operation	Snap action
Contacts material	AgNi

### Complementary

Body material	Polyester
Maximum force for tripping	0.2 N lever fixing position in A 0.4 N lever fixing position in B 0.53 N lever fixing position in C
Minimum release force	0.05 N lever fixing position in A 0.1 N lever fixing position in B 0.13 N lever fixing position in C
Maximum permissible end of travel force	10 N lever fixing position in B 13 N lever fixing position in C 5 N lever fixing position in A
Tripping point	0.81 in (20.5 mm) lever fixing position in A 0.81 in (20.5 mm) lever fixing position in B 0.81 in (20.5 mm) lever fixing position in C
Maximum differential travel	0.02 in (0.53 mm) lever fixing position in C 0.03 in (0.7 mm) lever fixing position in B 0.06 in (1.4 mm) lever fixing position in A
Minimum over travel	0.07 in (1.8 mm) lever fixing position in C 0.09 in (2.4 mm) lever fixing position in B 0.19 in (4.8 mm) lever fixing position in A
Inter contact distance	0.02 in (0.4 mm)
Contact code designation	B300; AC-15(Ue = 240 V, Ie = 1.5 A) conforming to EN/IEC 60947-5-1 appendix A R300; DC-13(Ue = 250 V, Ie = 0.1 A) conforming to EN/IEC 60947-5-1 appendix A
[Ith] conventional free air thermal current	15 A at 250 V 50/60 Hz
Mechanical durability	20000000 cycles
Width	0.39 in (10 mm)
Height	0.63 in (16 mm)
Depth	1.1 in (28 mm)
Product weight	0.23 oz (6.6 g)
Terminals description ISO n°1	(1-2-4)OC


## Environment

IP degree of protection	IP40
Ambient air temperature for operation	-13...257 °F (-25...125 °C)
Marking	CE
Standards	UL 1054 CURus IEC 60947-5-1 EN 60947-5-1 EN 61058

## Ordering and shipping details

Category	22449 - LIMIT SWITCHES,ACCESSORIES
Discount Schedule	T
GTIN	003389110299861
Nbr. of units in pkg.	10
Package weight(Lbs)	5.0000000000000003E-2
Returnability	N
Country of origin	FR

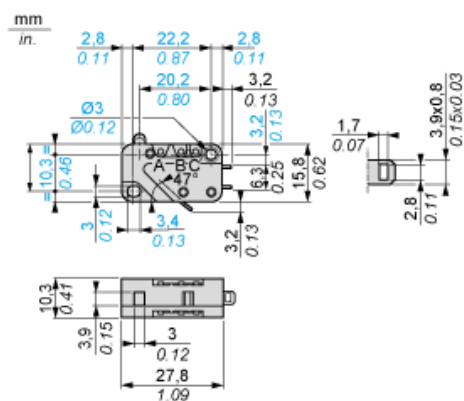
## Offer Sustainability

Sustainable offer status	Green Premium product
RoHS (date code: YYWW)	Compliant - since 0549 - Schneider Electric declaration of conformity  Schneider Electric declaration of conformity
REACH	Reference not containing SVHC above the threshold
Product end of life instructions	Need no specific recycling operations
California proposition 65	WARNING: This product can expose you to chemicals including:
----- Substance 1	Diisononyl phthalate (DINP), which is known to the State of California to cause cancer, and
----- Substance 2	Diisodecyl phthalate (DIDP), which is known to the State of California to cause birth defects or other reproductive harm.
----- More information	For more information go to <a href="http://www.p65warnings.ca.gov">www.p65warnings.ca.gov</a>

## Contractual warranty

Warranty period	18 months
-----------------	-----------

## Dimensions



---

## Wiring Diagram

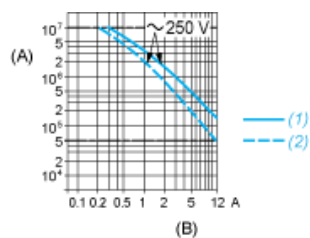
---

### Single-pole CO Snap Action



- 1 : Black
- 2 : Grey
- 4 : Blue

## Operating Curves



(A) Number of cycles

(B) Current

1 : Resistive circuit

2 : Inductive circuit

# Mouser Electronics

Authorized Distributor

Click to View Pricing, Inventory, Delivery & Lifecycle Information:

[Schneider Electric:](#)

[XEP3S1W2B529](#)