

Product availability: Stock - Normally stocked in distribution facility



### Main

Range of product	Modicon M251
Product or component type	Logic controller
[Us] rated supply voltage	24 V DC

### Complementary

Number of I/O expansion module	7 with local I/O architecture 14 with remote I/O architecture
Supply voltage limits	20.4...28.8 V
Inrush current	<= 50 A
Power consumption in W	32.6...40.4 W with max number of I/O expansion module
Memory capacity	8 MB program 64 MB system memory RAM
Data backed up	128 MB built-in flash memory backup of user programs
Data storage equipment	<= 32 GB SD card optional
Battery type	BR2032 lithium non-rechargeable, battery life: 4 yr
Backup time	2 years at 77 °F (25 °C)
Execution time for 1 Instruction	0.3 ms event and periodic task 0.7 ms other instruction
Execution time per instruction	0.022 µs
Application structure	8 external event tasks 8 event tasks 4 cyclic master tasks 3 cyclic master tasks + 1 freewheeling task
Realtime clock	With
Clock drift	<= 60 s/month at 77 °F (25 °C)
Integrated connection type	USB port with mini B USB 2.0 connector Non isolated serial link "serial" with RJ45 connector; physical interface: RS232/RS485 Dual-port "Ethernet" with RJ45 connector CANopen J1939 with SUB-D 9 connector
Supply	5 V at 200 mA serial link supply with "serial" marking
Transmission rate	1.2...115.2 kbit/s (115.2 kbit/s by default) for bus length of 15 m - communication protocol: RS485 1.2...115.2 kbit/s (115.2 kbit/s by default) for bus length of 9.84 ft (3 m) - communication protocol: RS232 480 Mbit/s for bus length of 9.84 ft (3 m) - communication protocol: USB
Communication port protocol	USB port - USB protocol ; transmission frame: SoMachine-Network Non isolated serial link - Modbus protocol ; transmission frame: RTU/ASCII or SoMachine-Network with master/slave method
Port Ethernet	"Ethernet" marking 10BASE-T/100BASE-TX - 2 port copper cable
Web services	Web server

Communication service	DHCP client Downloading Ethernet/IP slave device IEC VAR ACCESS Modbus TCP client Modbus TCP server Modbus TCP slave device Monitoring NGVL Programming Updating firmware SMS notifications SNMP client/server FTP client/server SQL client Send and receive email from the controller based on TCP/UDP library Web server (WebVisu & XWeb system) OPC UA server DNS client
Maximum number of connections	8 Modbus server 8 Modbus client 16 Ethernet/IP target 4 FTP server 10 web server 8 SoMachine protocol
CANopen feature profile	DS 301 V4.02 DR 303-1
Number of slave	<= 63 CANopen
Local signalling	1 LED green SD card access (SD) 1 LED red BAT 1 LED green SL 1 LED red I/O error (I/O) 1 LED red bus fault on TM4 (TM4) 1 LED green Ethernet port activity 1 LED green CANopen run 1 LED green CANopen error 1 LED red module error (ERR) 1 LED green PWR 1 LED green RUN
Electrical connection	Removable screw terminal block power supply with pitch 5.08 mm adjustment
Insulation	Non-insulated between supply and internal logic Between supply and ground at 500 V AC
Marking	CE
Surge withstand	1 kV (shielded cable) with common mode protection conforming to EN/IEC 61000-4-5 1 kV (power lines) with common mode protection conforming to EN/IEC 61000-4-5 0.5 kV (power lines) with differential mode protection conforming to EN/IEC 61000-4-5
Mounting support	Top hat type TH35-15 rail conforming to IEC 60715 Top hat type TH35-7.5 rail conforming to IEC 60715 Plate or panel with fixing kit
Height	3.54 in (90 mm)
Depth	3.74 in (95 mm)
Width	2.13 in (54 mm)
Product weight	0.49 lb(US) (0.22 kg)


## Environment

Standards	CSA C22.2 No 142 ANSI/ISA 12-12-01 UL 1604 CSA C22.2 No 213 EN/IEC 61131-2 : 2007 Marine specification (LR, ABS, DNV, GL) UL 508
Product certifications	CULus CSA
Resistance to electrostatic discharge	4 kV (on contact) conforming to EN/IEC 61000-4-2 8 kV (in air) conforming to EN/IEC 61000-4-2
Resistance to electromagnetic fields	9.14 V/yd (10 V/m) (80 MHz...1 GHz) conforming to EN/IEC 61000-4-3 2.74 V/yd (3 V/m) (1.4 GHz...2 GHz) conforming to EN/IEC 61000-4-3 0.91 V/yd (1 V/m) (2 GHz...3 GHz) conforming to EN/IEC 61000-4-3
Resistance to fast transients	1 kV (Ethernet line) conforming to EN/IEC 61000-4-4 1 kV (serial link) conforming to EN/IEC 61000-4-4 2 kV (power lines) conforming to EN/IEC 61000-4-4
Resistance to conducted disturbances	10 V (0.15...80 MHz) conforming to EN/IEC 61000-4-6 3 V (0.1...80 MHz) conforming to Marine specification (LR, ABS, DNV, GL) 10 V (spot frequency (2, 3, 4, 6.2, 8.2, 12.6, 16.5, 18.8, 22, 25 MHz)) conforming to Marine specification (LR, ABS, DNV, GL)
Electromagnetic emission	Conducted emissions - test level: 120...69 dB $\mu$ V/m QP (power lines) at 10...150 kHz conforming to EN/IEC 55011 Conducted emissions - test level: 63 dB $\mu$ V/m QP (power lines) at 1.5...30 MHz conforming to EN/IEC 55011 Radiated emissions - test level: 40 dB $\mu$ V/m QP class A (10 m) at 30...230 MHz conforming to EN/IEC 55011 Conducted emissions - test level: 79...63 dB $\mu$ V/m QP (power lines) at 150...1500 kHz conforming to EN/IEC 55011 Radiated emissions - test level: 47 dB $\mu$ V/m QP class A (10 m) at 230...1000 MHz conforming to EN/IEC 55011
Immunity to microbreaks	10 ms
Ambient air temperature for operation	14...131 °F (-10...55 °C) horizontal installation -10...35 °C vertical installation
Ambient air temperature for storage	-13...158 °F (-25...70 °C)
Relative humidity	10...95 % without condensation in operation 10...95 % without condensation in storage
IP degree of protection	IP20 with protective cover in place
Pollution degree	2
Operating altitude	0...6561.68 ft (0...2000 m)
Storage altitude	0...9842.52 ft (0...3000 m)
Vibration resistance	3.5 mm at 5...8.4 Hz on symmetrical rail 3 gn at 8.4...150 Hz on symmetrical rail 3.5 mm at 5...8.4 Hz on panel mounting 3 gn at 8.4...150 Hz on panel mounting
Shock resistance	15 gn during 11 ms

## Ordering and shipping details

Category	22533 - M2XX PLC & ACCESSORIES
Discount Schedule	MSX
GTIN	00785901280576
Nbr. of units in pkg.	1
Package weight(Lbs)	0.8399999999999997
Returnability	Y
Country of origin	ID

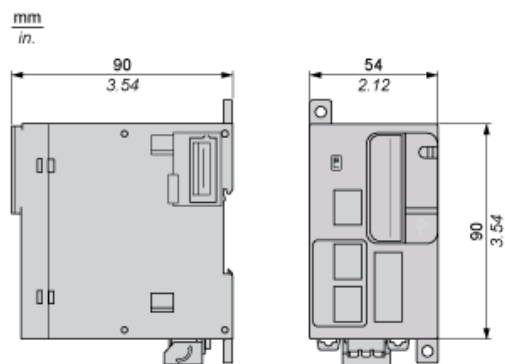
## Offer Sustainability

Sustainable offer status	Green Premium product
RoHS (date code: YYWW)	Compliant - since 1350 - Schneider Electric declaration of conformity  Schneider Electric declaration of conformity
REACH	Reference not containing SVHC above the threshold
Product environmental profile	Available
Product end of life instructions	Available
California proposition 65	WARNING: This product can expose you to chemicals including:
- - - - - Substance 1	Lead and lead compounds, which is known to the State of California to cause cancer and birth defects or other reproductive harm.
- - - - - More information	For more information go to <a href="http://www.p65warnings.ca.gov">www.p65warnings.ca.gov</a>

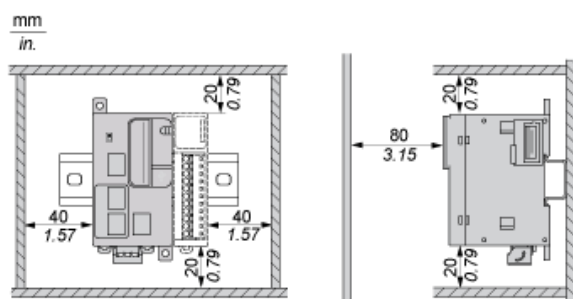
---

Dimensions

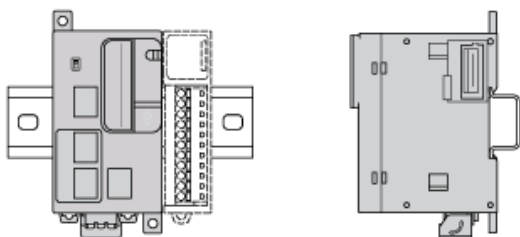
---



## Clearance

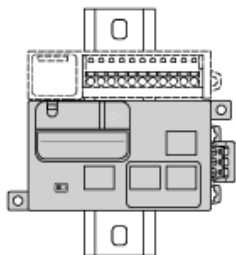


## Mounting Position



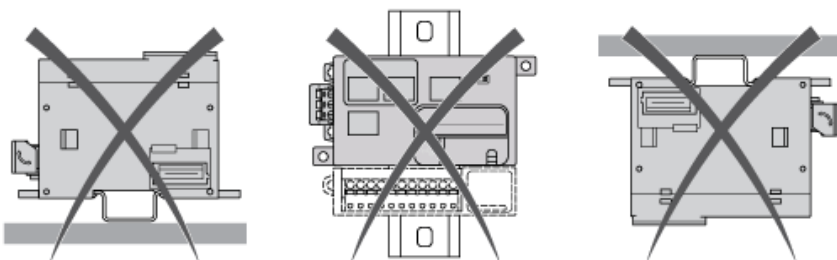
NOTE: Keep adequate spacing for proper ventilation and to maintain an ambient temperature between -10°C (14°F) and 55°C (131°F).

## Acceptable Mounting



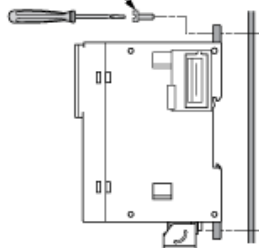
NOTE: Expansion modules must be mounted above the controller.

## Incorrect Mounting

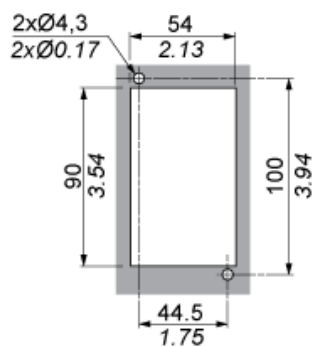


## Direct Mounting on a Panel Surface

M4 x 6/8 mm  
0.24/0.31 in.



mm  
in.



USB Connection to a PC

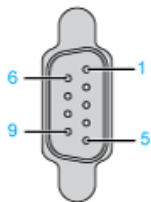


Ethernet Connection to a PC



CANopen

Wiring



Pin	Signal	Description
1	–	Reserved
2	CAN_L	CAN_L bus line
3	CAN_GND	CAN ground
4	–	Reserved
5	(CAN_SHLD)	Optional CAN shield
6	GND	Ground
7	CAN_H	CAN_H bus line
8	–	Reserved
9	(CAN_V+)	Optional CAN external positive supply



# Mouser Electronics

Authorized Distributor

Click to View Pricing, Inventory, Delivery & Lifecycle Information:

Schneider Electric:

TM251MESC