

Product availability: Stock - Normally stocked in distribution facility



Main

Range of product	Modicon M238 logic controller
Product or component type	Discrete input module
Discrete input number	16
Discrete input voltage	24 V
Discrete input voltage type	DC

Complementary

Range compatibility	Advantys OTB Twido
Input voltage limits	20.4...28.8 V
Discrete input logic	Sink or source
Discrete input current	5 mA
Input impedance	4.4 kOhm
Number of common point	1
Response time	4 ms at state 0 4 ms at state 1
Isolation between channels	None
Isolation between channels and internal logic	500 V for 1 minute
Current consumption	35 mA 5 V DC at state 1 for all input
Local signalling	2 display blocks
Electrical connection	1 connector HE10
Mounting support	35 mm symmetrical DIN rail
Product weight	0.22 lb(US) (0.1 kg)


Environment

Depth	3.2 in (81.3 mm)
Height	3.54 in (90 mm)
Width	0.84 in (21.4 mm)

Ordering and shipping details

Category	22531 - PLCS, TWIDO, TWD
Discount Schedule	PC12
GTIN	00785901590071
Nbr. of units in pkg.	1
Package weight(Lbs)	0.37
Returnability	N
Country of origin	JP

Offer Sustainability

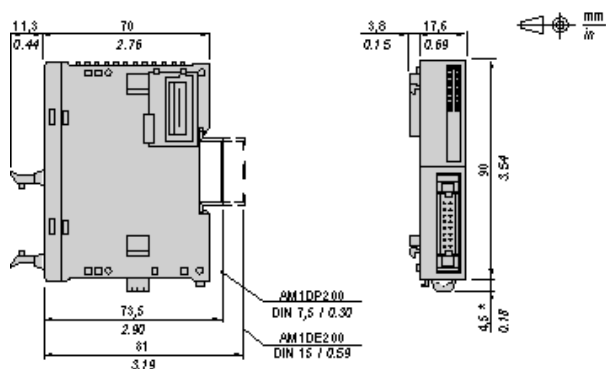
Sustainable offer status	Green Premium product
RoHS (date code: YYWW)	Compliant - since 1039 - Schneider Electric declaration of conformity  Schneider Electric declaration of conformity
REACH	Reference not containing SVHC above the threshold
Product environmental profile	Available
Product end of life instructions	Available
California proposition 65	WARNING: This product can expose you to chemicals including:
- - - - - Substance 1	Lead and lead compounds, which is known to the State of California to cause cancer and birth defects or other reproductive harm.
- - - - - More information	For more information go to www.p65warnings.ca.gov

Contractual warranty

Warranty period	18 months
-----------------	-----------

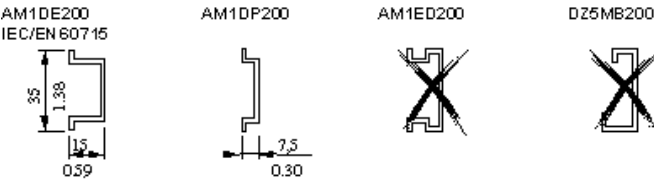
Digital Input Module (16-channel, 24 Vdc)

Dimensions



NOTE: * 8.5 mm (0.33 in) when the clamp is pulled out.

DIN Rail Mounting



Rail depth	Catalogue part number
15 mm (0.59 in.)	AM1DE200
7,5 mm (0.30 in.)	AM1DP200

NOTE: Do not use AM1ED200 and DZ5MB200

Module Mounting on a Panel Surface

Mounting Hole Layout



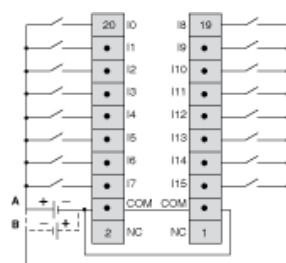
Wiring Requirements

Cable Types and Wire Sizes for Removable Screw Terminal Block

mm ²	0,14...1,5	0,25...0,5	0,25...1,5	0,14...0,5	0,14...0,75	0,25...0,34	0,5
AWG	26...16	24...20	24...16	26...20	26...18	24...22	20

Digital Input Module (16-channel, 24 Vdc)

Wiring Diagram



- A Sink wiring (positive logic)
B Source wiring (negative logic)

Mouser Electronics

Authorized Distributor

Click to View Pricing, Inventory, Delivery & Lifecycle Information:

[Schneider Electric:](#)

[TM2DDI16DK](#)