



Main

Range of Product	Interface for discrete signals
Product or Component Type	Slim solid state input interface module
Contacts type and composition	1 NC
[Uc] control circuit voltage	5 V
Control circuit type	DC
Maximum [In] rated current	13.6 mA
Reverse polarity protection	Control circuit internal Output circuit internal
Short-circuit protection	0.25 A external fuse fast blow I _k ≤ 100 A DC)
Local signalling	For control signal state 1 LED
Sale per indivisible quantity	5
Width pitch dimension	0.37 in (9.5 mm)

Complementary

Control circuit voltage limits	6 V negative TTL
Voltage state 1 guaranteed	3.75 V
Current state 1 guaranteed	4.5 mA
Voltage state 0 guaranteed	2 V
Current state 0 guaranteed	0.09 mA
[Ue] rated operational voltage	5...48 V
Output circuit type	DC
Rated operational voltage limits	2...60 V
Maximum switching current	50 mA
Minimum switching current	1 mA
Residual current	0.1 mA at state 0
Drop-out voltage	1 V at state 1
Response Time	≤ 0.05 ms from state 0 to state 1 U _e ≤ 30 V and I _e ≥ 5 mA ≤ 0.4 ms from state 1 to state 0 U _e ≤ 30 V and I _e ≥ 5 mA
Switching frequency	≤ 1000 Hz 50 % U _e ≤ 30 V and I _e ≥ 5 mA
[Ui] rated insulation voltage	250 V VDE 0110 group C 300 V IEC 60947-1
Connections - Terminals	Screw clamp terminal
Flame retardance	V0 conforming to UL 94
Cable cross section	0.00...0.00 in ² (0.34...2.5 mm ²), 1 or 2 wires flexible with cable end 0.00...0.00 in ² (0.6...2.5 mm ²), 1 or 2 wires flexible without cable end 0.00...0.01 in ² (0.27...4 mm ²), 1 wire rigid
Operating position	Any position
Installation category	II IEC 60947-1
Mounting Support	Asymmetrical DIN rail Combination rail Symmetrical DIN rail
Net Weight	0.06 lb(US) (0.029 kg)

The information provided in this documentation contains general descriptions and/or technical characteristics of the performance of the products contained herein. This documentation is not intended as a substitute for and is not to be used for determining suitability or reliability of these products for specific user applications. It is the duty of any such user or integrator to perform the appropriate and complete risk analysis, evaluation and testing of the products with respect to the relevant specific application or use thereof. Neither Schneider Electric Industries SAS nor any of its affiliates or subsidiaries shall be responsible or liable for misuse of the information contained herein.

Environment

Dielectric strength	2500 V between wired interface and earth for 1 minute 4000 V between I/O for 1 minute
Standards	IEC 60947-5-1
Product Certifications	CSA BV DNV LROS (Lloyds register of shipping) UL
IP degree of protection	IP20 conforming to IEC 60529
Protective treatment	TC
Fire resistance	1760 °F (960 °C) IEC 60695-2-1
Shock resistance	30 gn 11 ms IEC 60068-2-27
Vibration resistance	5 gn 10...150 Hz)IEC 68-2-6
Electromagnetic compatibility	Electromagnetic field immunity test level 3 10 V/m between 27...1000 MHz IEC 61000-4-3 Electrostatic discharge immunity test level 3 8 kV IEC 61000-4-2 Fast transients immunity test level 3 on input/output 1 kV IEC 61000-4-4 Fast transients immunity test level 3 on power supply 2 kV IEC 61000-4-4 1.2/50 µs shock waves immunity test IEC 60947-1
Ambient Air Temperature for Operation	-13...158 °F (-25...70 °C) at Us 23...131 °F (-5...55 °C) unrestricted operation
Ambient Air Temperature for Storage	-40...176 °F (-40...80 °C)
Operating altitude	<= 984.25 ft (300 m)
Pollution degree	2 IEC 60947-1

Ordering and shipping details

Category	22375 - INTERFACE MODULE(ABA,R,S)
Discount Schedule	CP2
GTIN	3389110651539
Nbr. of units in pkg.	1
Package weight(Lbs)	1.27 oz (36 g)
Returnability	No
Country of origin	FR

Packing Units

Unit Type of Package 1	PCE
Package 1 Height	2.76 in (7 cm)
Package 1 width	3.54 in (9 cm)
Package 1 Length	4.37 in (11.1 cm)
Unit Type of Package 2	BB1
Number of Units in Package 2	5
Package 2 Weight	6.46 oz (183 g)
Package 2 Height	2.76 in (7 cm)
Package 2 width	3.54 in (9 cm)
Package 2 Length	4.37 in (11.1 cm)
Unit Type of Package 3	S01
Number of Units in Package 3	25
Package 3 Weight	2.52 lb(US) (1.145 kg)
Package 3 Height	5.91 in (15 cm)
Package 3 width	5.91 in (15 cm)
Package 3 Length	15.75 in (40 cm)

Offer Sustainability

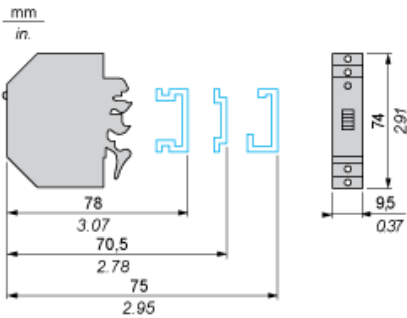
California proposition 65	WARNING: This product can expose you to chemicals including: Lead and lead compounds, which is known to the State of California to cause cancer and birth defects or other reproductive harm. For more information go to www.P65Warnings.ca.gov
REACH Regulation	REACH Declaration
EU RoHS Directive	Pro-active compliance (Product out of EU RoHS legal scope) EU RoHS Declaration
Mercury free	Yes
RoHS exemption information	Yes
China RoHS Regulation	China RoHS Declaration
WEEE	The product must be disposed on European Union markets following specific waste collection and never end up in rubbish bins.

Contractual warranty

Warranty	18 months
----------	-----------

Slim Solid-State Interface Module

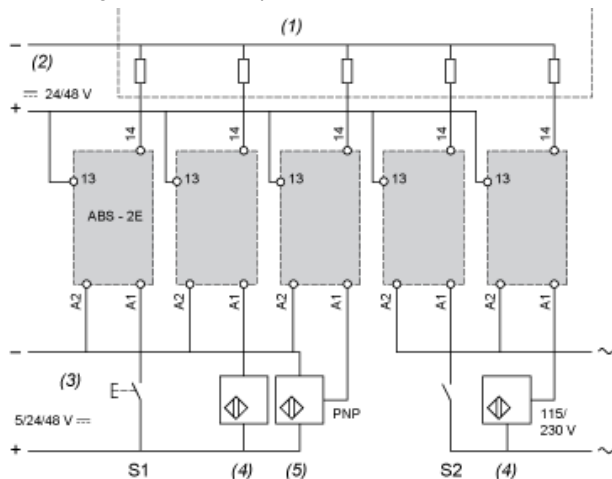
Dimensions



Slim Solid-State Interface Module

Example of Application with PLC

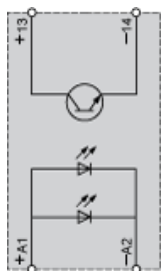
Interfacing PLC discrete inputs



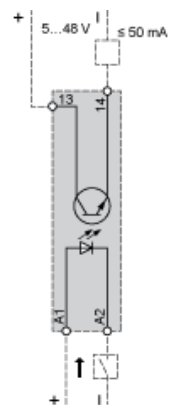
- S1, Pushbuttons series contacts
- S2
- (1) PLC positive logic discrete inputs
- (2) Processing power supply
- (3) Process power supply
- (4) 2-wire sensors
- (5) 3-wire sensors

Solid-State Input Module

Circuit Diagram



Wiring Diagram



Mouser Electronics

Authorized Distributor

Click to View Pricing, Inventory, Delivery & Lifecycle Information:

[Schneider Electric:](#)

[ABS2EC01EA](#)