

Product availability: Non-Stock - Not normally stocked in distribution facility



Main

Range of product	Harmony 9001K
Product or component type	Illuminated push-button
Device short name	9001K
Type of operator	Spring return
Operator profile	Red flush unmarked
Operator additional information	Extended metallic guard

Complementary

Bezel material	Chromium plated metal
Mounting diameter	1.18 in (30 mm)
Shape of signaling unit head	Octagonal
Light source	Incandescent
Light source	Incandescent
Bulb base	BA 9s
Light block supply	Direct
[Us] rated supply voltage	120 V AC/DC
Contacts type and composition	1 C/O
Connections - terminals	Screw clamp terminals (1 x 0.22...2 x 1.5 mm ²) conforming to IEC 60947-1
Tightening torque	7.08 lbf.in (0.8 N.m) conforming to IEC 60947-1
Shape of screw head	Cross slotted
Mechanical durability	5000000 cycles
Operating position	Any position
[Ie] rated operational current	0.55 A at 125 V (DC-13) A600-Q600 conforming to NEMA
[Ui] rated insulation voltage	250 V (degree of pollution: 3) conforming to IEC 60947-1
[Uimp] rated impulse withstand voltage	2.5 kV conforming to IEC 60947-1
Contacts material	Silver alloy contacts
Contact operation	Standard
Positive opening	Without
Short-circuit protection	10 A cartridge fuse conforming to IEC 60947-5-1
[Ith] conventional free air thermal current	10 A
[Icm] rated short-circuit making capacity	<= 12 kA at 600 V (AC-15) 7200 VA <= 15 kA at 480 V (AC-15) 7200 VA <= 30 kA at 240 V (AC-15) 7200 VA <= 60 kA at 120 V (AC-15) 7200 VA
Rated breaking capacity	<= 0.1 kA at 600 V (DC-13) <= 0.27 kA at 250 V (DC-13) <= 0.55 kA at 125 V (DC-13) <= 1.2 kA at 600 V (AC-15) 720 VA <= 1.5 kA at 480 V (AC-15) 720 VA <= 3 kA at 240 V (AC-15) 720 VA <= 6 kA at 120 V (AC-15) 720 VA
CAD overall width	2.13 in (54 mm)
CAD overall height	1.65 in (42 mm)
CAD overall depth	4.17 in (106 mm)
Terminals description ISO n°1	(13-14-11-12)OF

Product weight	0.39 lb(US) (0.175 kg)
Device presentation	Complete product

Environment

Standards	CSA C22.2 No 14 UL 508 JIS C 4520 JIS C 852 EN/IEC 60947-5-4 EN/IEC 60947-1 EN/IEC 60947-5-1
Product certifications	NEMA UL 508
Protective treatment	TC
Ambient air temperature for storage	-40...158 °F (-40...70 °C)
Ambient air temperature for operation	-13...158 °F (-25...70 °C)
Vibration resistance	7 gn (f = 2...500 Hz) conforming to IEC 60068-2-6
Shock resistance	50 gn conforming to IEC 60068-2-27
Overvoltage category	Class II conforming to IEC 61140
IP degree of protection	IP66 conforming to IEC 60529
NEMA degree of protection	NEMA 1 NEMA 12 NEMA 13 NEMA 2 NEMA 3 NEMA 3R NEMA 4

Ordering and shipping details

Category	21426 - 9001 K (NOT KA,KM,KX)
Discount Schedule	CS1
GTIN	00785901179504
Nbr. of units in pkg.	1
Package weight(Lbs)	0.5
Returnability	N
Country of origin	MX

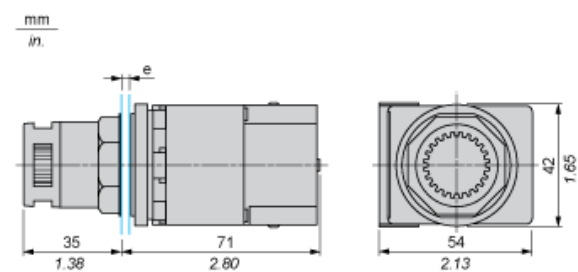
Offer Sustainability

RoHS (date code: YYWW)	Compliant - since 0921 - Schneider Electric declaration of conformity Schneider Electric declaration of conformity
REACH	Reference not containing SVHC above the threshold
California proposition 65	WARNING: This product can expose you to chemicals including:
----- Substance 1	Lead and lead compounds, which is known to the State of California to cause cancer and birth defects or other reproductive harm.
----- More information	For more information go to www.p65warnings.ca.gov

Contractual warranty

Warranty period	18 months
-----------------	-----------

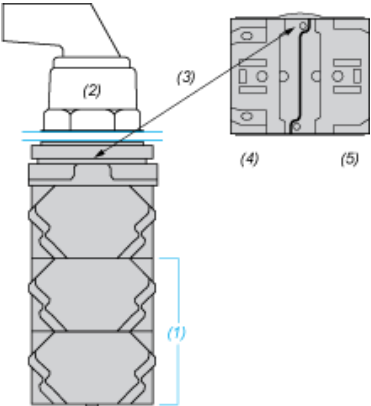
Dimensions



e panel thickness: 1 to 6 mm / 0.04 to 0.24 in.

Contact Block Mounting Position

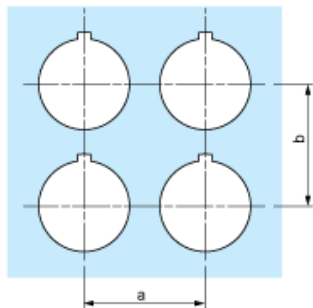
Top and Rear views



- (1) It is possible to mount up to 3 levels of contacts blocks (maximum of 6 contacts blocks)
- (2) Operator
- (3) Locating notch
- (4) Side 1
- (5) Side 2

Panel Cut-Out

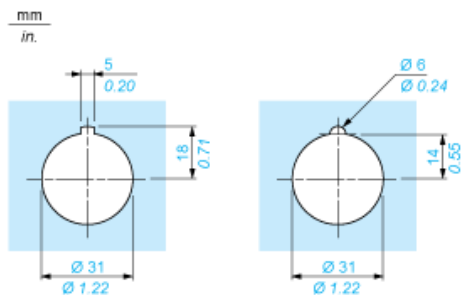
Clearance



Legend plate	a min.		b min.	
	mm	in.	mm	in.
9001KN2••	57.2	2.25	44.5	1.75
9001KN3••	57.2	2.25	50.8	2.00

Individual Cut-outs Details

2 alternatives



Mouser Electronics

Authorized Distributor

Click to View Pricing, Inventory, Delivery & Lifecycle Information:

[Schneider Electric:](#)

[9001K3L38RH13](#)