

GV2RT06

TeSys GV2 Manual Starter and Protector,
thermal magnetic circuit protector, toggle
switch, 1...1.6 A, screw clamp terminals



Product availability: Non-Stock - Not normally stocked in distribution facility



Main

Range	TeSys
Product name	TeSys GV2
Device short name	GV2RT
Device application	Transformer Motor
Trip unit technology	Thermal-magnetic

Complementary

Poles description	3P
Network type	AC
Utilisation category	AC-3 conforming to IEC 60947-4-1 Category A conforming to IEC 60947-2
Network frequency	50/60 Hz conforming to IEC 60947-4-1
Fixing mode	Clipped on 35 mm symmetrical DIN rail Screwed on panel (with adaptor plate)
Operating position	Any position
Motor power kW	0.37 kW at 400/415 V AC 50/60 Hz (motor protection high peak current) 0.37 kW at 440 V AC 50/60 Hz (motor protection high peak current) 0.37 kW at 500 V AC 50/60 Hz (motor protection high peak current) 0.18 kW at 220/230 V AC 50/60 Hz (motor protection high peak current) 0.25 kW at 220/230 V AC 50/60 Hz (motor protection high peak current) 0.55 kW at 400/415 V AC 50/60 Hz (motor protection high peak current) 0.55 kW at 440 V AC 50/60 Hz (motor protection high peak current) 0.55 kW at 500 V AC 50/60 Hz (motor protection high peak current) 0.75 kW at 500 V AC 50/60 Hz (motor protection high peak current) 0.75 kW at 690 V AC 50/60 Hz (motor protection high peak current) 1.1 kW at 690 V AC 50/60 Hz (motor protection high peak current) 0.4 kW at 230/240 V AC 50/60 Hz (transformer protection) 0.63 kW at 400/415 V AC 50/60 Hz (transformer protection) 1 kW at 440 V AC 50/60 Hz (transformer protection) 1 kW at 500 V AC 50/60 Hz (transformer protection)
Breaking capacity	100 kA Icu at 500 V AC 50/60 Hz conforming to IEC 60947-2 100 kA Icu at 400/415 V AC 50/60 Hz conforming to IEC 60947-2 100 kA Icu at 440 V AC 50/60 Hz conforming to IEC 60947-2 100 kA Icu at 690 V AC 50/60 Hz conforming to IEC 60947-2 100 kA Icu at 220/230 V AC 50/60 Hz conforming to IEC 60947-2
Control type	Toggle
[In] rated current	1.6 A
Thermal protection adjustment range	1...1.6 A
Magnetic tripping current	33 A
System Voltage	AC 50/60 Hz conforming to IEC 60947-2
[Ui] rated insulation voltage	690 V AC 50/60 Hz conforming to IEC 60947-2
[Ith] conventional free air thermal current	1.6 A conforming to IEC 60947-4-1
[Uimp] rated impulse withstand voltage	6 kV conforming to IEC 60947-2
Power dissipation per pole	2.5 W
Mechanical durability	100000 cycles

Electrical durability	100000 cycles AC-3 at 440 V
Operating rate	25 cyc/h
Rated duty	Continuous conforming to IEC 60947-4-1
Connections - terminals	Screw clamp terminals 2 cable(s) 0...0.01 in ² (1...6 mm ²) solid Screw clamp terminals 2 cable(s) 0...0.01 in ² (1.5...6 mm ²) flexible without cable end Screw clamp terminals 2 cable(s) 0...0.01 in ² (1...4 mm ²) flexible with cable end
Tightening torque	15.04 lbf.in (1.7 N.m) on screw clamp terminals
Suitability for isolation	Yes conforming to IEC 60947-1
Phase failure sensitivity	Yes conforming to IEC 60947-4-1
Height	3.5 in (89 mm)
Width	1.77 in (45 mm)
Depth	3.09 in (78.5 mm)

Environment

Standards	IEC 60947-4-1 EN 60204 NF C 63-120 VDE 0113 CSA C22.2 IEC 60947-2 UL 508 NF C 79-130 VDE 0660 NF C 63-650 IEC 60947-1
Product certifications	EAC UL CSA CCC
Protective treatment	TH
IP degree of protection	IP20 conforming to IEC 60529
IK degree of protection	IK04
Ambient air temperature for operation	-4...140 °F (-20...60 °C)
Ambient air temperature for storage	-40...176 °F (-40...80 °C)
Fire resistance	1760 °F (960 °C) conforming to IEC 60695-2-1
Operating altitude	6561.68 ft (2000 m)

Ordering and shipping details

Category	22367 - MANUAL STR PROTECTOR - GV2
Discount Schedule	I11
GTIN	00785901408987
Nbr. of units in pkg.	1
Package weight(Lbs)	0.63
Returnability	N
Country of origin	FR

Offer Sustainability

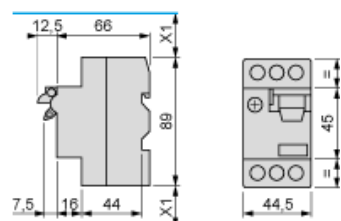
Sustainable offer status	Green Premium product
RoHS (date code: YYWW)	Compliant - since 0631 - Schneider Electric declaration of conformity Schneider Electric declaration of conformity
REACH	Reference contains SVHC above the threshold - Go to CaP for more details- Go to CaP for more details
Product environmental profile	Available
Product end of life instructions	Need no specific recycling operations
California proposition 65	WARNING: This product can expose you to chemicals including:
- - - - - Substance 1	Antimony oxide & Antimony trioxide, which is known to the State of California to cause cancer.
- - - - - More information	For more information go to www.p65warnings.ca.gov

Contractual warranty

Warranty period	18 months
-----------------	-----------

GV2RT

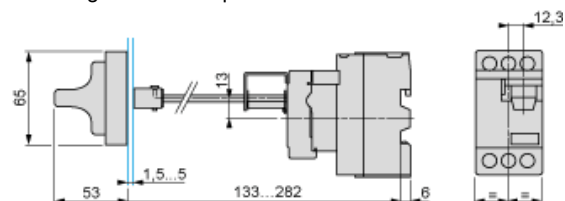
Dimensions



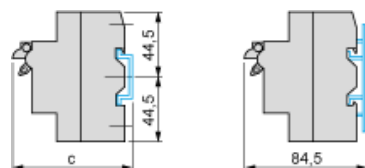
X1: Electrical clearance = 40 mm for $U_e < 690$ V

Mounting

Mounting of external operator GV2AP03



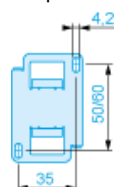
On 35 mm rail



c = 80 on AM1 DP200 (35 x 7.5)

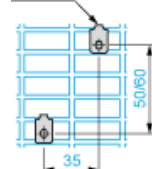
c = 88 on AM1 DE200, ED200 (35 x 15)

On panel with adapter plate GV2AF02

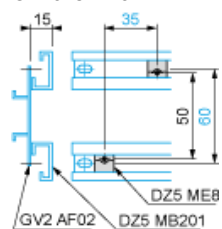


On pre-slotted plate AM1 PA

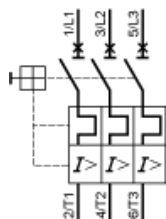
AF1 EA4



On rails DZ5 MB



GV2ME•• and GV2RT



Mouser Electronics

Authorized Distributor

Click to View Pricing, Inventory, Delivery & Lifecycle Information:

[Schneider Electric:](#)

[GV2RT06](#)