



Main

| | |
|-----------------------|-------------------|
| Product Compatibility | Universal LED |
| Bezel material | Dark grey plastic |
| Head type | Built-in-flush |







Ordering and shipping details

| | |
|-------------------|-------------------------------------|
| Category | 22467-PUSHBUTTONS,22MM(PLASTIC) NEW |
| Discount Schedule | CS2 |
| GTIN | 3606481340405 |
| Returnability | No |
| Country of origin | FR |

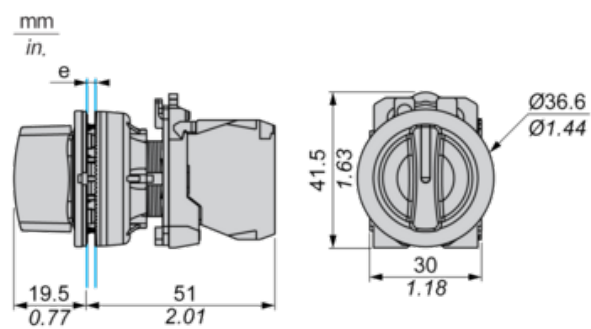
Packing Units

| | |
|------------------------------|-----------------------|
| Unit Type of Package 1 | PCE |
| Number of Units in Package 1 | 1 |
| Package 1 Height | 1.30 in (3.3 cm) |
| Package 1 Width | 1.70 in (4.32 cm) |
| Package 1 Length | 2.10 in (5.33 cm) |
| Package 1 Weight | 0.07 lb(US) (0.03 kg) |

Offer Sustainability

| | |
|----------------------------|---|
| Sustainable offer status | Green Premium product |
| California proposition 65 | WARNING: This product can expose you to chemicals including: Di-isodecyl phthalate (DIDP), which is known to the State of California to cause birth defects or other reproductive harm. For more information go to www.P65Warnings.ca.gov |
| REACH Regulation |  REACH Declaration |
| REACH free of SVHC | Yes |
| EU RoHS Directive | Pro-active compliance (Product out of EU RoHS legal scope)  EU RoHS Declaration |
| Toxic heavy metal free | Yes |
| Mercury free | Yes |
| China RoHS Regulation |  China RoHS Declaration |
| RoHS exemption information |  Yes |
| Environmental Disclosure |  Product Environmental Profile |
| Circularity Profile |  End Of Life Information |

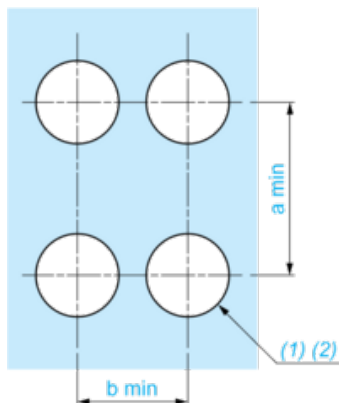
Dimensions



e: Clamping thickness: 1 to 6 mm / 0.04 to 0.24 in.

Panel Cut-out for Pushbuttons, Switches and Pilot Lights (Finished Holes, Ready for Installation)

Connection by Screw Clamp Terminals or Plug-in Connectors

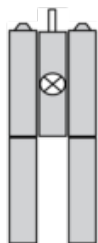


(1) Diameter on finished panel or support

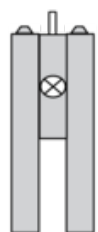
(2) Ø30.75 mm recommended ($\text{Ø}30.5 \text{ }_0^{+0.5}$) / Ø1.21 in. recommended ($\text{Ø}1.20 \text{ in. }_0^{+0.0196}$)

| Connections | a in mm | a in in. | b in mm | b in in. |
|---|---------|----------|---------|----------|
| By screw clamp terminals or plug-in connector | 40 | 1.57 | 40 | 1.57 |
| By Faston connectors | 45 | 1.77 | 40 | 1.57 |

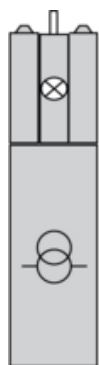
Electrical Composition Corresponding to Code M3



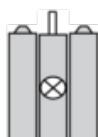
Electrical Composition Corresponding to Code M4



Electrical Composition Corresponding to Codes M6 and P2



Electrical Composition Corresponding to Codes M5, M10, MF1, MR1 and MF2



Legend

Single contact

Double contact

Light block

Possible location



Sequence of Contacts Fitted to 2-position Selector Switch Body

Position 315°



| | | | | | |
|----------|----------|--------|--------|--|--|
| Push | Position | Top | | | |
| Bottom | | | | | |
| Location | | Left | Right | | |
| State | | 0 | 0 | | |
| Contacts | N/O | open | open | | |
| N/C | | closed | closed | | |

Position 45°



| | | | | | |
|----------|---|---|--------|--|--|
| Push | Position | Top | |  | |
| Bottom |  |  | | | |
| Location | | Left | Right | | |
| State | | 1 | 1 | | |
| Contacts | N/O | | closed | closed | |
| N/C | | open | open | | |

Mouser Electronics

Authorized Distributor

Click to View Pricing, Inventory, Delivery & Lifecycle Information:

[Schneider Electric:](#)

[ZB5FK1753](#)