

# RXM4AB2P7PVM

Harmony, Miniature plug-in relay pre-assembled, 6 A, 4 CO, with LED, with lockable test button, mixed terminals socket, 230 V AC



## Main

Range of Product	Harmony Electromechanical Relays
Series name	Miniature
Product or Component Type	Pre-assembled plug-in relay with socket
Device short name	RXM
Contacts type and composition	4 C/O
[Uc] control circuit voltage	230 V AC 50/60 Hz
Status LED	With
Control Type	Lockable test button
Utilisation coefficient	20 %

## Complementary

[Ui] rated insulation voltage	250 V IEC
[Uimp] rated impulse withstand voltage	2.5 kV 1.2/50 µs
Contacts material	AgNi
[Ie] rated operational current	3 A 28 V DC) NC IEC 3 A 250 V AC) NC IEC 6 A 28 V DC) NO IEC 6 A 250 V AC) NO IEC 6 A 277 V AC) UL 8 A 30 V DC) UL
Minimum switching current	10 mA
Continuous output current	5 A
Maximum switching voltage	250 V
Minimum switching voltage	17 V
Resistive rated load	6 A 250 V AC 6 A 28 V DC
Maximum switching capacity	1500 VA/168 W AC/DC
Minimum switching capacity	170 mW 10 mA, 17 V
Operating rate	<= 1200 cycles/hour under load <= 18000 cycles/hour no-load
Mechanical durability	10000000 cycles
Electrical durability	100000 cycles resistive
Average coil consumption	1.2 W, AC
Drop-out voltage threshold	>= 0.3 Uc AC
Operate time	20 ms
Release time	20 ms
Average coil resistance	15000 Ohm 20 °C +/- 15 %
Rated operational voltage limits	184...253 V AC
Safety reliability data	B10d = 100000
Protection category	RT I
Test levels	Level A
Operating position	Any position
Sale per indivisible quantity	30
CAD overall width	1.06 in (26.9 mm)
CAD overall height	3.11 in (79 mm)

CAD overall depth	3.09 in (78.45 mm)
Connections - terminals	Connector, 1 x 0.25...1 x 2.5 mm <sup>2</sup> AWG 22...AWG 14) flexible with cable end Connector, 2 x 0.25...2 x 1 mm <sup>2</sup> AWG 22...AWG 17) flexible with cable end Connector, 1 x 0.5...1 x 2.5 mm <sup>2</sup> AWG 20...AWG 14) solid without cable end Connector, 2 x 0.5...2 x 1.5 mm <sup>2</sup> AWG 20...AWG 16) solid without cable end
Torque Value	8.85 lbf.in (1 N.m)
Net Weight	0.21 lb(US) (0.096 kg)
Device presentation	Complete product

## Environment

Dielectric strength	1300 V AC between contacts with micro disconnection 2000 V AC between coil and contact with basic insulation 2000 V AC between poles with basic insulation
Product Certifications	CE UL CSA EAC Lloyd's
Standards	UL 508 EN/IEC 61810-1 CSA C22.2 No 14 IEC 61984
Ambient Air Temperature for Storage	-40...185 °F (-40...85 °C)
Ambient air temperature for operation	-40...131 °F (-40...55 °C)
Vibration resistance	3 gn +/- 1 mm 10...150 Hz)5 cycles in operation 5 gn +/- 1 mm 10...150 Hz)5 cycles not operating
IP degree of protection	IP20 conforming to EN/IEC 60529
Shock resistance	10 gnin operation 30 gnot operating
Pollution degree	2

## Ordering and shipping details

Category	21127-ZELIO ICE CUBE RELAYS
Discount Schedule	CP2
GTIN	3606489563110
Nbr. of units in pkg.	1
Package weight(Lbs)	3.49 oz (99.0 g)
Returnability	No

## Packing Units

Unit Type of Package 1	PCE
Package 1 Height	3.11 in (7.9 cm)
Package 1 width	1.06 in (2.69 cm)
Package 1 Length	3.09 in (7.845 cm)
Unit Type of Package 2	BB1
Number of Units in Package 2	30
Package 2 Weight	7.22 lb(US) (3.275 kg)
Package 2 Height	10.24 in (26 cm)
Package 2 width	10.24 in (26 cm)
Package 2 Length	11.81 in (30 cm)
Unit Type of Package 3	S03
Number of Units in Package 3	60
Package 3 Weight	15.69 lb(US) (7.116 kg)
Package 3 Height	11.81 in (30 cm)
Package 3 width	11.81 in (30 cm)
Package 3 Length	15.75 in (40 cm)

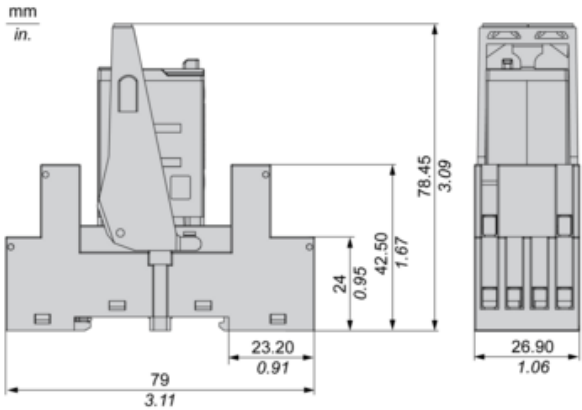
## Offer Sustainability

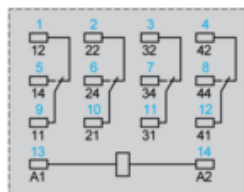
Sustainable offer status	Green Premium product
California proposition 65	WARNING: This product can expose you to chemicals including: Nickel compounds, which is known to the State of California to cause cancer, and Di-isodecyl phthalate (DIDP), which is known to the State of California to cause birth defects or other reproductive harm. For more information go to <a href="http://www.P65Warnings.ca.gov">www.P65Warnings.ca.gov</a>
REACH Regulation	<a href="#">REACH Declaration</a>
REACH free of SVHC	Yes
EU RoHS Directive	Pro-active compliance (Product out of EU RoHS legal scope) <a href="#">EU RoHS Declaration</a>
Toxic heavy metal free	Yes
Mercury free	Yes
RoHS exemption information	<a href="#">Yes</a>
China RoHS Regulation	<a href="#">China RoHS Declaration</a>
Environmental Disclosure	<a href="#">Product Environmental Profile</a>
WEEE	The product must be disposed on European Union markets following specific waste collection and never end up in rubbish bins.

## Contractual warranty

Warranty	18 Months
----------	-----------

Dimensions



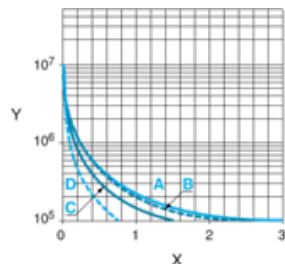


Symbols shown in blue correspond to Nema marking.

## Electrical Durability of Contacts

Durability (inductive load) = durability (resistive load) x reduction coefficient.

Resistive AC load



X Switching capacity (kVA)

Y Durability (Number of operating cycles)

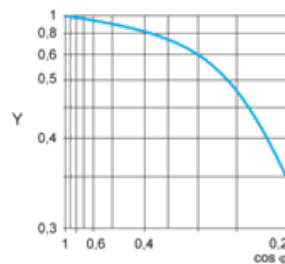
A RXM2AB...

B RXM3AB...

C RXM4AB...

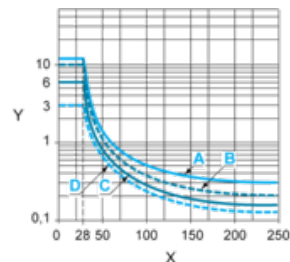
D RXM4GB...

Reduction coefficient for inductive AC load (depending on power factor  $\cos \phi$ )



Y Reduction coefficient (A)

Maximum switching capacity on resistive DC load



X Voltage DC

Y Current DC

A RXM2AB...

B RXM3AB...

C RXM4AB...

D RXM4GB...

Note : These are typical curves, actual durability depends on load, environment, duty cycle, etc.

# Mouser Electronics

Authorized Distributor

Click to View Pricing, Inventory, Delivery & Lifecycle Information:

[Schneider Electric:](#)

[RXM4AB2P7PVM](#)