

Product availability: Non-Stock - Not normally stocked in distribution facility



Main

| | |
|---------------------------|-----------------|
| Range of product | Modicon M171 |
| Product or component type | Display module |
| Display colour | Monochrome |
| Supply | External source |

Complementary

| | |
|---------------------------|---------------------------------|
| Display type | LCD screen |
| Number of key | 8 |
| Color | Grey |
| [Us] rated supply voltage | 12 V DC |
| Power consumption in W | 5 W 0 W |
| Marking | CE |
| Realtime clock | With realtime clock |
| Local signalling | LCD display |
| Product compatibility | Logic controller M171 optimized |
| Height | 6.3 in (160 mm) |
| Width | 3.78 in (96 mm) |
| Depth | 0.39 in (10 mm) |
| Product weight | 0.04 lb(US) (0.017 kg) |

Environment

| | |
|-------------------------|--------------------|
| Standards | RoHS compliant |
| Product certifications | CURus REACH |
| IP degree of protection | IP40 on front face |

Ordering and shipping details

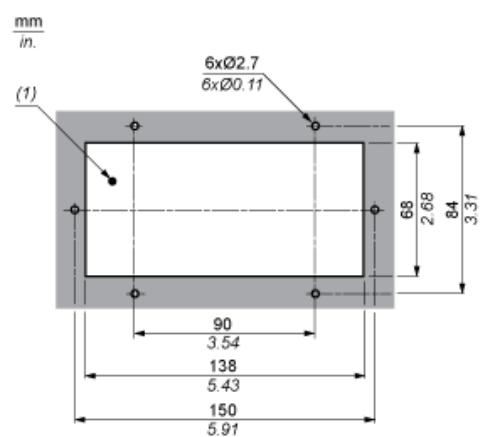
| | |
|-----------------------|--------------------------------------|
| Category | 22537 - M171 / M172 HVAC CONTROLLERS |
| Discount Schedule | PC12 |
| GTIN | 003606480752636 |
| Nbr. of units in pkg. | 1 |
| Package weight(Lbs) | 0.63 |
| Returnability | N |
| Country of origin | IT |

Offer Sustainability

| | |
|----------------------------|--|
| RoHS (date code: YYWW) | Compliant - since 1427 - Schneider Electric declaration of conformity Schneider Electric declaration of conformity |
| REACH | Reference contains SVHC above the threshold - Go to CaP for more details- Go to CaP for more details |
| California proposition 65 | WARNING: This product can expose you to chemicals including: |
| - - - - - Substance 1 | Lead and lead compounds which is known to the State of California to cause cancer and birth defects or other reproductive harm. |
| - - - - - More information | For more information go to www.p65warnings.ca.gov |

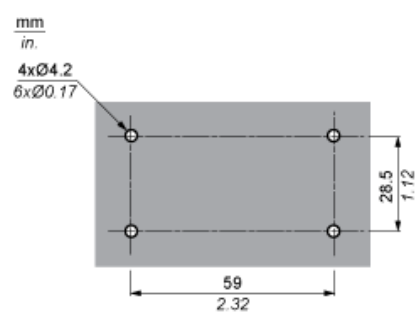
Mounting and Clearance

Panel Mounting

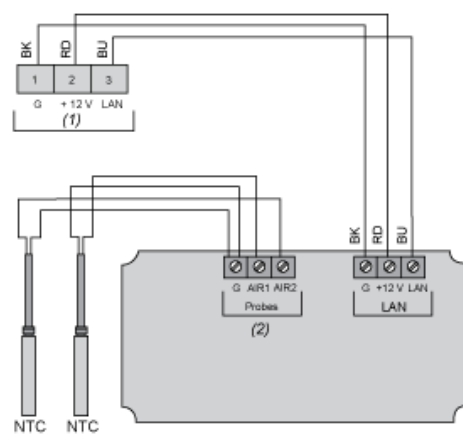


(1) Panel cut out

Wall Mounting



Wiring Diagram



(1) LAN Expansion bus

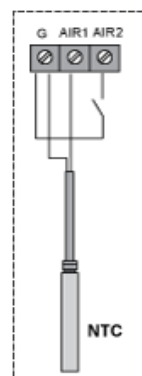
(2) Analogue Inputs

RD : Red

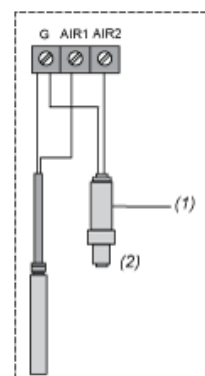
BU : Blue

BK : Black

Example NTC and Digital Input



Ex. Transducer



(1) Power supply

(2) Example Transducer

Mouser Electronics

Authorized Distributor

Click to View Pricing, Inventory, Delivery & Lifecycle Information:

[Schneider Electric:](#)

[TM171DLCD2U](#)