

# 861SSRA408-DC-1

Relay, SE Relays, solid state, SPST NO, 8A, 48...480 VAC, 3...32 VDC, triac, AC zero cross



## Main

Range	Legacy
Product Type	Solid state relay
Maximum output current	8 A AC
Mounting Support	Panel DIN rail
Network Number of Phases	1 phase
Output Voltage	48...480 V AC
Control Circuit Voltage	3...32 V DC

## Complementary

Holding Current	150 mA
Input Current Limits	30 mA at 32 V DC typical
Switch Function	SPST
Contacts Type and Composition	NO
Protection Technology	Current limiter
Protection Type	Reverse polarity protection
Tightening Torque	0.8 N.m for input/output
Connections Terminals	Input/output screw clamp terminal 0.00 in <sup>2</sup> (2.5 mm <sup>2</sup> ) AWG 14)
Local Signalling	For input status 1 LED (green)
Switching Device	Triac output
Load Current	8 A at nominal load 5 A incandescent lamp 3 A motor
Overload Current	24 A for 1 second
Surge Current	200 A 1 cycle
Must Release Voltage	1 V
Voltage Drop	<1.6 V peak AC
Thermal Resistance	2 °C/W
Maximum I <sup>2</sup> t for fusing	250 A <sup>2</sup> .s 8.3 ms
Leakage Current	6 mA at off-state 480 V AC
DV/dt	250 V/μs off-state at maximum rated voltage
Response Time	8.33 ms (turn-off) 8.33 ms (turn-on)
Dielectric Strength	2500 V between input and output 2500 V between terminals and chassis
Height	2.56 in (65 mm)
Width	0.62 in (15.75 mm)
Depth	3.54 in (89.83 mm)
Product Weight	4.48 oz (127.1 g)
Device Presentation	Complete device

The information provided in this documentation contains general descriptions and/or technical characteristics of the products of the performance of the products contained herein. This documentation is not intended as a substitute for and is not to be used for determining suitability or reliability of these products for specific user applications. It is the duty of any such user or integrator to perform the appropriate and complete risk analysis, evaluation and testing of the products with respect to the relevant specific application or use thereof. Neither Schneider Electric Industries SAS nor any of its affiliates or subsidiaries shall be responsible or liable for misuse of the information contained herein.

## Environment

Product Certifications	CE CSA UL
IP Degree of Protection	IP20
Ambient Air Temperature for Operation	-22...176 °F (-30...80 °C)
Ambient Air Temperature for Storage	-40...212 °F (-40...100 °C)





## Ordering and shipping details

GTIN	3606481108791
Nbr. of units in pkg.	1
Package weight(Lbs)	4.48 oz (127.1 g)

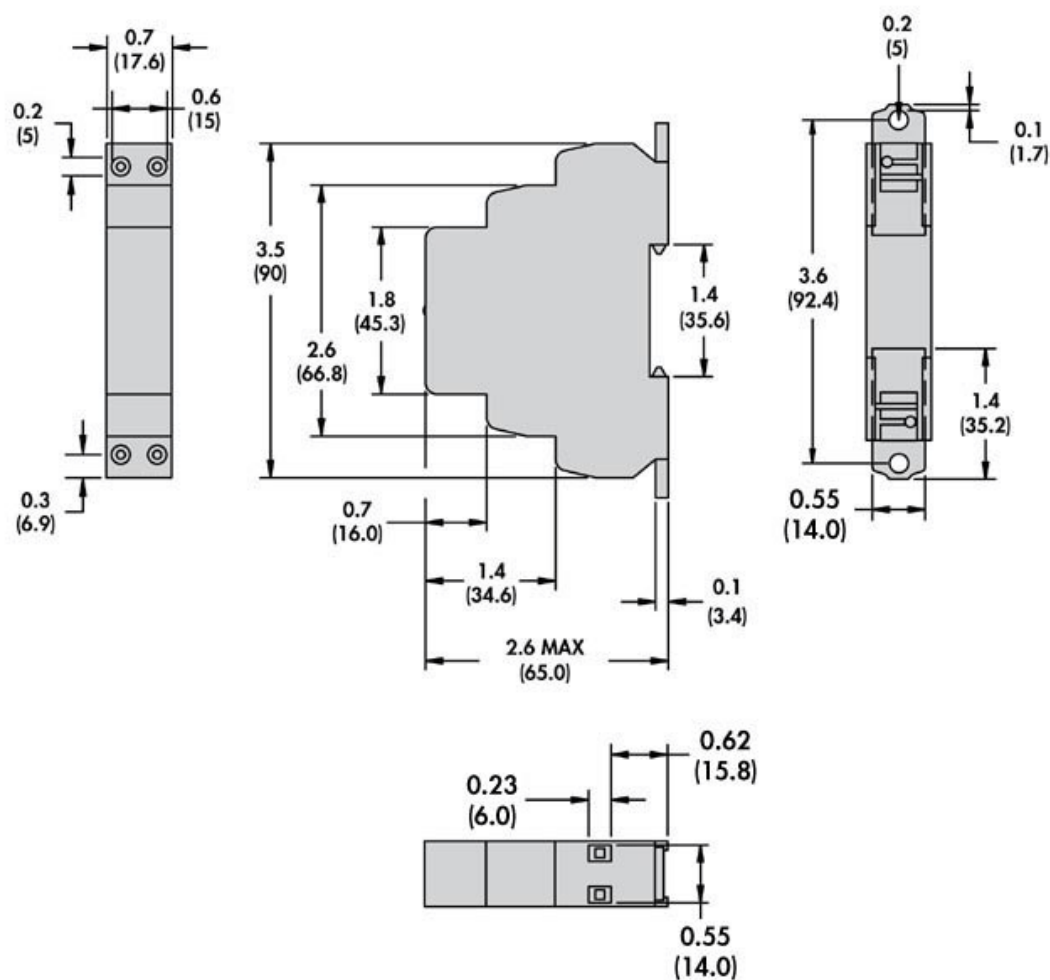
## Packing Units

Unit Type of Package 1	PCE
Package 1 Height	3.64 in (9.24 cm)
Package 1 width	0.69 in (1.76 cm)
Package 1 Length	2.56 in (6.5 cm)

## Offer Sustainability

California proposition 65	WARNING: This product can expose you to chemicals including: Lead and lead compounds, which is known to the State of California to cause cancer and birth defects or other reproductive harm. For more information go to <a href="http://www.P65Warnings.ca.gov">www.P65Warnings.ca.gov</a>
REACH Regulation	 <a href="#">REACH Declaration</a>
EU RoHS Directive	Pro-active compliance (Product out of EU RoHS legal scope)  <a href="#">EU RoHS Declaration</a>
Mercury free	Yes
RoHS exemption information	 <a href="#">Yes</a>
China RoHS Regulation	 <a href="#">China RoHS Declaration</a>
WEEE	The product must be disposed on European Union markets following specific waste collection and never end up in rubbish bins.

Approximate Dimensions



Connections and Wiring Diagrams



# Mouser Electronics

Authorized Distributor

Click to View Pricing, Inventory, Delivery & Lifecycle Information:

[Schneider Electric:](#)

[861SSRA408-DC-1](#)