

70S2-05-C-12-S

Relay, SE Relays, solid state, SPST, 12A,
24...280 VAC, 6...30/32 VDC Uc, triac, panel
mount, screw terminal



Main

Range	Legacy
Product Type	Solid state relay
Maximum output current	12 A AC
Mounting Support	Panel mounted
Network Number of Phases	1 phase
Output Voltage	24...280 V AC

Complementary

Holding Current	50 mA
Input Current Limits	6...10 mA at 6...30 V DC typical
Switch Function	SPST
Contacts Type and Composition	NO
Protection Type	Reverse polarity 3 V DC control
Connections Terminals	Screw terminal
Switching Voltage	1 V DC tripping
Switching Device	Triac output Zero voltage switching
Maximum Peak Voltage	600 V
Surge Current	150 A 1 cycle 48 A 60 cycles
Must Release Voltage	1 V
Voltage Drop	<1.6 V on-state AC
Thermal Resistance	2.4 °C/W
Leakage Current	6 mA at off-state
DV/dt	300 V/ms off-state at maximum rated voltage
Response Time	8.33 ms (turn-on, turn-off)
Dielectric Strength	300 V between input and output 300 V between output and ground
Height	0.89 in (22.5 mm)
Width	1.03 in (26.2 mm)
Depth	1.23 in (31.2 mm)
Product Weight	1.66 oz (47 g)

Environment

Product Certifications	UL Recognized CSA CE
Ambient Air Temperature for Operation	-40...212 °F (-40...100 °C)
Ambient Air Temperature for Storage	-40...257 °F (-40...125 °C)

The information provided in this documentation contains general descriptions and/or technical characteristics of the performance of the products contained herein. This documentation is not intended as a substitute for and is not to be used for determining suitability or reliability of these products for specific user applications. It is the duty of any such user or integrator to perform the appropriate and complete risk analysis, evaluation and testing of the products with respect to the relevant specific application or use thereof. Neither Schneider Electric Industries SAS nor any of its affiliates or subsidiaries shall be responsible or liable for misuse of the information contained herein.





Ordering and shipping details

GTIN	3606480278617
Nbr. of units in pkg.	1
Package weight(Lbs)	1.55 oz (44.0 g)

Packing Units

Unit Type of Package 1	PCE
Package 1 Height	1.10 in (2.8 cm)
Package 1 width	1.22 in (3.1 cm)
Package 1 Length	2.28 in (5.8 cm)
Unit Type of Package 2	BB1
Number of Units in Package 2	100
Package 2 Weight	10.34 lb(US) (4.69 kg)
Package 2 Height	5.71 in (14.5 cm)
Package 2 width	7.99 in (20.3 cm)
Package 2 Length	10.75 in (27.3 cm)
Unit Type of Package 3	CAR
Number of Units in Package 3	400
Package 3 Weight	43.12 lb(US) (19.56 kg)
Package 3 Height	12.40 in (31.5 cm)
Package 3 width	11.61 in (29.5 cm)
Package 3 Length	16.93 in (43 cm)

Offer Sustainability

California proposition 65	WARNING: This product can expose you to chemicals including: Lead and lead compounds, which is known to the State of California to cause cancer and birth defects or other reproductive harm. For more information go to www.P65Warnings.ca.gov
REACH Regulation	 REACH Declaration
EU RoHS Directive	Pro-active compliance (Product out of EU RoHS legal scope)  EU RoHS Declaration
Mercury free	Yes
RoHS exemption information	 Yes
China RoHS Regulation	 China RoHS Declaration
WEEE	The product must be disposed on European Union markets following specific waste collection and never end up in rubbish bins.

Connections and Wiring Diagrams



Mouser Electronics

Authorized Distributor

Click to View Pricing, Inventory, Delivery & Lifecycle Information:

[Schneider Electric:](#)

[70S2-05-C-12-S](#)