

6312AXXMDS-DC3

Relay, SE Relays, solid state, SPST NO, 12A, 3...200 VDC, 3...32 VDC U_c, MOSFET DC switching, screw terminal



Main

Range	Legacy
Product Type	Solid state relay
Maximum output current	12 A DC
Mounting Support	Panel
Network Number of Phases	1 phase
Output Voltage	3...200 V DC
Control Circuit Voltage	3.5...32 V DC

Complementary

Input Impedance	1 kOhm
Holding Current	20 mA
Input Current Limits	10 mA DC typical
Switch Function	SPST
Contacts Type and Composition	NO
Protection Technology	Current limiter
Tightening Torque	10 lb.in for input 20 lb.in for output
Connections Terminals	Input screw clamp terminal, 1 Output screw clamp terminals, 1
Screw Type	M3.5 M4
Local Signalling	For input status 1 LED (green)
Switching Device	Mosfet output DC switching
Maximum Peak Voltage	200 V
Surge Current	27 A 16.6 ms
Must Release Voltage	1 V
Voltage Drop	<2.8 V on-state DC
Power Factor	With maximum load
Insulating Resistance	1 GΩ
Thermal Resistance	1.06 °C/W
Leakage Current	8 mA at off-state
Response Time	300 ms (turn-on) 1 ms (turn-off)
Dielectric Strength	2500 V between input and ground 2500 V between output and ground 2500 V between input and output
Height	1.39 in (35.3 mm)
Width	1.85 in (47.1 mm)
Depth	2.30 in (58.4 mm)
Product Weight	3.05 oz (86.5 g)

The information provided in this documentation contains general descriptions and/or technical characteristics of the performance of the products contained herein. This documentation is not intended as a substitute for and is not to be used for determining suitability or reliability of these products for specific user applications. It is the duty of any such user or integrator to perform the appropriate and complete risk analysis, evaluation and testing of the products with respect to the relevant specific application or use thereof. Neither Schneider Electric Industries SAS nor any of its affiliates or subsidiaries shall be responsible or liable for misuse of the information contained herein.

Environment

Product Certifications	UL CSA CE
IP Degree of Protection	IP20
Ambient Air Temperature for Operation	-40...176 °F (-40...80 °C)
Ambient Air Temperature for Storage	-40...212 °F (-40...100 °C)





Ordering and shipping details

GTIN	3606480277399
Nbr. of units in pkg.	1
Package weight(Lbs)	3.05 oz (86.5 g)

Packing Units

Unit Type of Package 1	PCE
Package 1 Height	2.28 in (5.791 cm)
Package 1 width	1.71 in (4.342 cm)
Package 1 Length	1.74 in (4.414 cm)
Unit Type of Package 2	BB1
Number of Units in Package 2	1
Package 2 Weight	3.05 oz (86.5 g)
Package 2 Height	2.52 in (6.4 cm)
Package 2 width	1.46 in (3.7 cm)
Package 2 Length	1.85 in (4.7 cm)
Unit Type of Package 3	CAR
Number of Units in Package 3	50
Package 3 Weight	14.48 lb(US) (6.57 kg)
Package 3 Height	5.31 in (13.5 cm)
Package 3 width	9.06 in (23 cm)
Package 3 Length	10.63 in (27 cm)

Offer Sustainability

California proposition 65	WARNING: This product can expose you to chemicals including: Lead and lead compounds, which is known to the State of California to cause cancer and birth defects or other reproductive harm. For more information go to www.P65Warnings.ca.gov
REACH Regulation	 REACH Declaration
EU RoHS Directive	Pro-active compliance (Product out of EU RoHS legal scope)  EU RoHS Declaration
Mercury free	Yes
RoHS exemption information	 Yes
China RoHS Regulation	 China RoHS Declaration
WEEE	The product must be disposed on European Union markets following specific waste collection and never end up in rubbish bins.

Connections and Wiring Diagrams



Mouser Electronics

Authorized Distributor

Click to View Pricing, Inventory, Delivery & Lifecycle Information:

[Schneider Electric:](#)

[6312AXXMDS-DC3](#)