


General Purpose Power Entry Module with Fuses



- Rated currents up to 10 A
- Integrated single/dual fuse holder
- Optional reduced leakage current versions (A/B type)
- Complies with IEC/EN 60601-1
- Snap-in versions (S type)
- Good attenuation performance
- NEW: Wire leads option



Performance indicators

Attenuation performance



Technical Specifications

Maximum continuous operating voltage	250 VAC, 50/60 Hz
Nominal operating voltage	230 VAC
Rated currents	1 to 10 A @ 40°C
Operating frequency	DC to 400 Hz
High potential test voltage	P -> PE 2000 VAC for 2 sec (standard types) P -> PE 2500 VAC for 2 sec (B types) P -> N 760 VAC for 2 sec
Temperature range (operation and storage)	-25°C to +85°C (25/85/21)
Protection category	IP 40 according to IEC 60529
Flammability corresponding to	Fuseholder plastic: UL 94 V-0 Inlet plastic: UL 94 V-0 Fuseholder plastic: UL 94 V-0
Design corresponding to	UL 60939-3, CSA Std C22.2 No. 8-13, IEC/EN 60939-3, GB/T15287, GB/T15288
MTBF (Mil-HB-217F)	>2,200,000 h @ 40°C/230 V
Fuse holder	1 or 2 fuses (Ø5 x 20 mm) (certified to IEC 60127-6), power acceptance 1.6W @ Ta 23°C per pole for 2 fuses. 2.5W, if only 1 pole is used.

Approvals & Compliances



The FN9260 power entry module combines an IEC inlet, mains filter with excellent filter attenuation and fuses in a small form factor. Choosing FN9260 product line brings you rapid availability of a standard filter associated with the necessary safety acceptances. Standard IEC connector filters are a practical solution helping you to pass EMI system approval in a short time. A wide selection on amperage ratings, output connections, mounting possibilities and filters for medical applications are designed to offer you the desired solution.

Features and Benefits

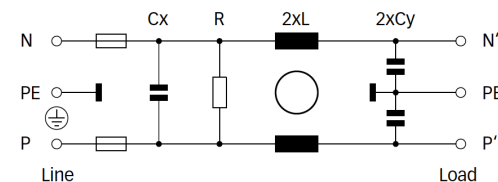
- Exceptional conducted attenuation performance, based on chokes with high saturation resistance and excellent thermal behavior
- FN9260 B versions comply with the requirements of 1MOP acc. to IEC/EN 60601-1 for creepage and clearance, leakage current and high potential testing
- Versions up to 10 A are available with fuse holder for one or two fuses
- Custom-specific versions are available on request

Typical Applications

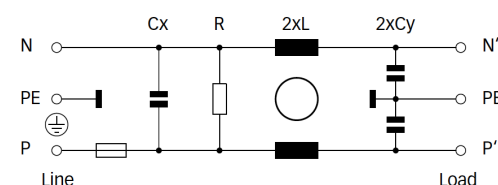
- Portable electrical and electronic equipment
- Medical equipment
- Small to medium-sized machines and household equipment
- Single-phase power supplies, switch-mode power supplies
- Test and measurement equipment

Typical electrical schematic























FN 9260 (B types without Y-capacitors)



FN 261



Filter Selection Table

Filter	Buy	Rated current @ 40°C (25°C)	Leakage current* @ 250 VAC/50 Hz (@ 120 VAC/60 Hz)	Inductance** L	Capacitance**		Resistance** R	Output connections		Fuses***	Weight
					Cx	Cy					
		[A]	[mA]	[mH]	[µF]	[nF]	[kΩ]			[Qty]	[g]
FN9260v-1-yy-zz		1 (1.2)	0.31 (0.18)	5.3	0.1	2.2	1000	-06	-07	2	55
FN9260v-2-yy-zz		2 (2.3)	0.31 (0.18)	2.7	0.1	2.2	1000	-06	-07	2	55
FN9260v-4-yy-zz		4 (4.6)	0.31 (0.18)	1.0	0.1	2.2	1000	-06	-07	2	55
FN9260v-6-yy-zz		6 (6.9)	0.31 (0.18)	0.3	0.1	2.2	1000	-06	-07	2	55
FN9260v-10-yy-zz		10 (11.5)	0.31 (0.18)	0.2	0.1	2.2	1000	-06	-07	2	55
FN9260vA1-1-yy-zz		1 (1.2)	0.03 (0.02)	5.3	0.1	0.22	1000	-06	-07	2	55
FN9260vA-2-yy-zz		2 (2.3)	0.07 (0.04)	2.7	0.1	0.47	1000	-06	-07	2	55
FN9260vA-4-yy-zz		4 (4.6)	0.07 (0.04)	1.0	0.1	0.47	1000	-06	-07	2	55
FN9260vA-6-yy-zz		6 (6.9)	0.07 (0.04)	0.3	0.1	0.47	1000	-06	-07	2	55
FN9260vA-10-yy-zz		10 (11.5)	0.07 (0.04)	0.2	0.1	0.47	1000	-06	-07	2	55
FN9260vB-1-yy-zz		1 (1.2)	0.00	5.3	0.1		1000	-06	-07	2	55
FN9260vB-2-yy-zz		2 (2.3)	0.00	2.7	0.1		1000	-06	-07	2	55
FN9260vB-4-yy-zz		4 (4.6)	0.00	1.0	0.1		1000	-06	-07	2	55
FN9260vB-6-yy-zz		6 (6.9)	0.00	0.3	0.1		1000	-06	-07	2	55
FN9260vB-10-yy-zz		10 (11.5)	0.00	0.2	0.1		1000	-06	-07	2	55
FN261v-1-06-zz		1 (1.2)	0.31 (0.18)	5.3	0.1	2.2	1000	-06		1	55
FN261v-2-06-zz		2 (2.3)	0.31 (0.18)	2.7	0.1	2.2	1000	-06		1	55
FN261v-4-06-zz		4 (4.6)	0.31 (0.18)	1.0	0.1	2.2	1000	-06		1	55
FN261v-6-06-zz		6 (6.9)	0.31 (0.18)	0.3	0.1	2.2	1000	-06		1	55
FN261v-10-06-zz		10 (11.5)	0.31 (0.18)	0.2	0.1	2.2	1000	-06		1	55

* Leakage current under normal operating conditions (acc. to IEC60939-3). Note: if the neutral line is interrupted, worst case leakage could reach twice this level.

** Tolerances apply: Inductance: -30/+50%, Capacitance: ±20%, Resistance: ±10%

*** Fuses are not included in the filter and need to be selected according to application

Product selector

FN9260vw- xx-yy-zz

Snap-in range for S version only

10: Snap-in range 0.6 to 1.5mm

20: Snap-in range 1.6 to 2.5mm

30: Snap-in range 2.6 to 3.5mm

06: Fast-on 6.3 x 0.8mm (spade/soldering)

07: Wire leads

1 to 10: Rated current

Blank: Standard version

A: Safety version

B: Medical version (without Y-capacitor)

Blank: Standard housing with mounting flanges

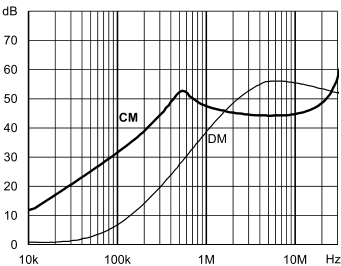
S: Snap-in version, snapper on vertical side

For example: FN9260-1-06-10, FN9260SB-10-06-20, FN261S-6-06-30

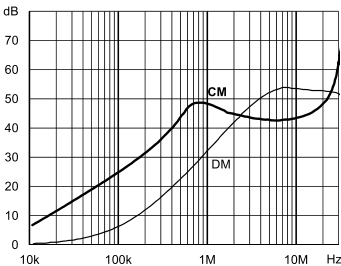
Typical Filter Attenuation

Per CISPR 17; DM (differential mode)=50 Ω/50 Ω sym; CM (common mode)=50 Ω/50 Ω asym

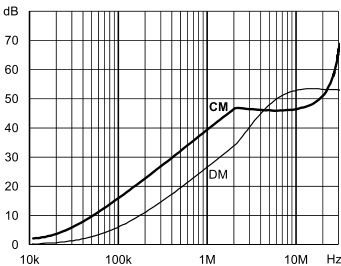
FN261/ FN9260: 1 A type



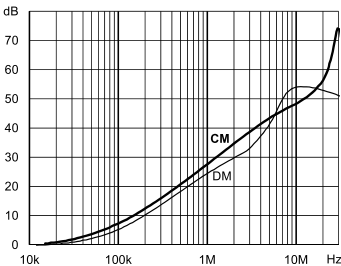
FN261/ FN9260: 2 A type



FN261/ FN9260: 4 A type



FN261/ FN9260: 6 and 10 A types



Mechanical Data

FN9260w-xx-06-zz / FN261

FN9260Sw-xx-06-zz / FN261S

FN9260w-xx-07-zz

FN9260Sw-xx-07-zz

Panel cut out

Installation

For selecting the panel thickness, please refer to the filter selector table

Dimensions

	FN9260vw-xx-06-zz FN261 Fast-On	FN9260vw-xx-07-zz Wire leads**	FN9260Sw-xx-06-zz FN261 Fast-On	FN9260Sw-xx-07-zz Wire leads**	Tolerances
A	46	46	34	34	±0.3
B	35	35	35	35	±0.3
C	36	36			±0.3
D	41	50	41	50	
E	27.8	27.8	27.8	27.8	+0.3/-0
F	5.5	5.5	5.5	5.5	±0.3
G	32	32	32	32	+0.3/-0
H	Ø3.2	Ø3.2			±0.1
I	14±0.5	160±5**	14±0.5	160±5**	
J	12.5	7.8	12.5	7.8	
M	R ≤3.5	R ≤3.5	R ≤3.5	R ≤3.5	
N	33 +0.3/-0	33 +0.3/-0	33 +0.2/-0	33 +0.2/-0	
P	29 ±0.3	29 ±0.3	29.5 ±0.2	29.5 ±0.2	
R*	M3	M3			
S	90°	90°			
Z		6		6	

*Recommended torque for M3 (90° countersunk flat head) is 0.5 Nm
**1 A - 6 A - AWG18; 10 A - AWG16
All dimensions in mm; 1 inch = 25.4 mm / Tolerances according: ISO 2768-m/EN 22768-m
Please visit www.schaffner.com to find more details on filter connections.

Accessories

IL 13P IEC C13 Rewireable Connectors with Locking System



The locking system has a tensile force of typical 300N. It is recommended to use it with flange mount filters. For details refer to our Application Note "Using IEC Lock Power Cords with IEC Inlets and Filters".

Schaffner power connector with IEC lock guard against accidental disconnection of all electrical appliances with an IEC inlet. No exchange or modification of the IEC inlet or IEC inlet filter system is needed. Easy retrofit .for all electronic equipments and devices

IL 13P IEC C13 Rewireable Angled Connectors with Locking System



- Protects appliances that are vulnerable to vibration
- Connector cannot be accidentally pulled or vibrated out of the inlet
- Space availability/constraints
- Different angles for ease of access
- Space saving
- Release locking mechanism
- Prevents accidental disconnection

Power Cord with angled Locking System C13



- Protects appliances that are vulnerable to vibration
- Connector cannot be accidentally pulled or vibrated out of the inlet
- Space availability/constraints
- Different angles for ease of access
- Space saving
- Release locking mechanism
- Prevents accidental disconnection

Headquarters, Global
Innovation and
Development

Switzerland
Schaffner Group
Industrie Nord
Nordstrasse 5
4542
Luterbach
+41 32 681 66 26
info@schaffner.com

Sales and Application
Centers

Finland
Schaffner Oy
Lohjanharjuntie 1109
08500
Lohja
+ 358 50 468 72 84
finlandsales@schaffner.com

France
Schaffner EMC S.A.S.
16-20 Rue Louis Rameau
95875
Bezons
+33 1 34 34 30 60
francesales@schaffner.com

Germany
Schaffner Deutschland GmbH
Ohiostr. 8
76149
Karlsruhe
+49 721 56910
germanysales@schaffner.com

Italy
Schaffner EMC S.r.l.
Via Ticino, 30
20900
Monza (MB)
+39 335 120 44 32
italysales@schaffner.com

Japan
Schaffner EMC K.K.
ISM Sangenjaya 7F
1-32-12 Kamiuma Setagaya-ku
154-0011
Tokyo
+81 3 5712 3650
japansales@schaffner.com

Singapore
Schaffner EMC Pte Ltd.
Blk 3015A Ubi Road 1 #05-09 Kampong Ubi
Industrial Estate
408705
Singapore
+65 63773283
singaporesales@schaffner.com

Sweden
Schaffner EMC AB
Östermalmstrorg 1
114 42
Stockholm
+46 8 5050 2425
swedensales@schaffner.com

Switzerland
Schaffner EMV AG
Industrie Nord
Nordstrasse 5
4542
Luterbach
+41 32 681 66 26
switzerlandsales@schaffner.com

India
Schaffner India Pvt. Ltd
Regus World Trade Centre
WTC 22nd Floor Unit No 2238 Brigade
Gateway Campus 26/1 Dr. Rajkumar Road
Malleshwaram (W)
560055
Bangalore
+91 8067935355
indiasales@schaffner.com

United Kingdom
Schaffner Ltd.
Suite 1 Oakmede Place
Terrace Road
RG42 4JF
Binfield
+44 118 9770070
schaffner.uksales@te.com

United States
Schaffner EMC Inc.
52 Mayfield Avenue
Edison, New Jersey
+1 732 225 9533
usasales@schaffner.com

To find your local partner within
Schaffner's global network [schaffner.com](https://www.schaffner.com)

© 2025 Schaffner Group

The content of this document has been carefully checked and understood. However, neither Schaffner nor its subsidiaries assume any liability whatsoever for any errors or inaccuracies of this document and the consequences thereof. Published specifications are subject to change without notice. Product suitability for any area of application must ultimately be determined by the customer. In all cases, products must never be operated outside their published specifications. Schaffner does not guarantee the availability of all published products. This disclaimer shall be governed by substantive Swiss law and resulting disputes shall be settled by the courts at the place of business of Schaffner Holding AG. Latest publications and a complete disclaimer can be downloaded from the Schaffner website. All trademarks recognized.

Mouser Electronics

Authorized Distributor

Click to View Pricing, Inventory, Delivery & Lifecycle Information:

[Schaffner:](#)

[FN9260A-10-07](#) [FN9260A-1-07](#) [FN9260A-2-07](#) [FN9260A-4-07](#) [FN9260A-6-07](#)