



Series 800 Vertisocket™ w/Bifurcated Contacts for Vertical Mounting

FEATURES

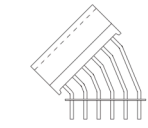
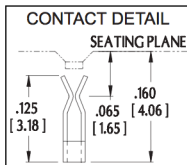
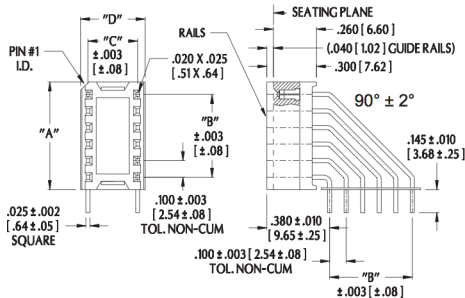
- DIP Packaging of LEDs, Incandescent Lamps, DIP Switches, Test Points, etc.
- Variations of Mounting Positions and Pin Configurations provide Exceptional Design Freedom
- Restricted Entry for Contact Protection
- Accepts Standard LEDs and Incandescent Displays as well as 0.500 [12.70] and 0.600 [15.24] Tall Displays

GENERAL SPECIFICATIONS

- **STANDARD BODY MATERIAL:** black UL 94V-0 4/6 Nylon
- **BIFURCATED CONTACTS:** Grade A spring-tempered Phosphor Bronze per QQ-B-750
- **STANDARD CONTACT PLATING:** 10μ [0.25μ] min. Au per MIL-G-45204, over 50μ [1.27μ] min. Ni per QQ-N-290
- **PLATING OPTIONS:** 200μ min. matte Sn per ASTM B545-97(2004)e1 over 50μ [1.27μ] min. Ni per QQ-N-290 –OR– 200μ min. bright 90/10 Sn/Pb per MIL-T-10727 Type 1 over 50μ [1.27μ] min. Ni per QQ-N-290
- **CONTACT CURRENT RATING:** 1.5 amps
- **OPERATING TEMPERATURE:** 221 °F [105°C] Sn and Sn/Pb plating; 257°F [125°C] Au plating
- **INSERTION FORCE:** 110g/pin average
- **WITHDRAWAL FORCE:** 75g/pin average
- **FLAT LEADS:** flat leads up to 0.014 [0.36] thick and 0.020 [0.51] wide
- **ROUND LEADS:** up to 0.020 [0.51] dia.
- **LEAD LENGTHS:** 0.075-0.160 [1.91-4.06]


MOUNTING CONSIDERATIONS

- **SUGGESTED PCB HOLE SIZE:** 0.044 ±0.002 [1.12 ±0.05] dia.



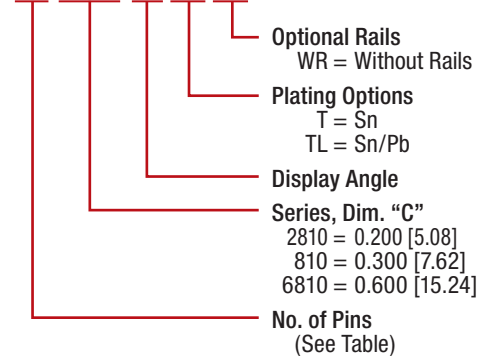
Consult Factory for Other Display Angles

"A" = (NO. OF PINS PER ROW x 0.100 [2.54]) + 0.050 [1.27]
 "B" = (NO. OF PINS PER ROW - 1) x 0.100 [2.54]



ORDERING INFORMATION

XX-X810-90 XX XX



Dim. "C"	Dim. "D"	No. of Pins
0.200 [5.08]	0.290 [7.37]	8, 10
0.300 [7.62]	0.390 [9.91]	8, 14, 16, 18, 20
0.600 [15.24]	0.690 [17.53]	8, 10, 12, 14, 16, 18, 20

ALL DIMENSIONS: INCHES [MILLIMETERS]
 ALL TOLERANCES: ±0.005 [0.13] UNLESS OTHERWISE SPECIFIED
 FOR HORIZONTAL MOUNTING, SEE DATA SHEET 13001
 CONSULT FACTORY FOR OTHER SIZES AND CONFIGURATIONS

CUSTOMIZATION: ARIES SPECIALIZES IN CUSTOM DESIGN AND PRODUCTION. SPECIAL MATERIALS, PLATINGS, SIZES, AND CONFIGURATIONS CAN BE FURNISHED, DEPENDING ON QUANTITY.
 ARIES RESERVES THE RIGHT TO CHANGE PRODUCT GENERAL SPECIFICATIONS WITHOUT NOTICE
 PRINTOUTS OF THIS DOCUMENT MAY BE OUT-OF-DATE AND SHOULD BE CONSIDERED UNCONTROLLED



2609 Bartram Road • Bristol, PA 19007-6810 USA
 TEL 215-781-9956 • FAX 215-781-9845
 WWW.ARIESELEC.COM • INFO@ARIESELEC.COM



13002
 Rev. 2.4
 1 of 1

Mouser Electronics

Authorized Distributor

Click to View Pricing, Inventory, Delivery & Lifecycle Information:

[Aries Electronics:](#)

[16-810-90T](#) [14-810-90R](#) [14-810-90T](#) [20-810-90](#) [14-810-90](#) [10-2810-90](#) [14-6810-90T](#) [10-2810-90T](#) [10-6810-90TWR](#) [16-810-90TWR](#) [16-6810-90T](#) [12-6810-90TWR](#) [14-810-90RWR](#) [20-810-90T](#) [20-6810-90](#) [18-822-90EWR](#) [14-810-90TWR](#) [16-6810-90](#) [12-6810-90](#) [12-6810-90T](#) [18-6810-90](#) [10-6810-90](#) [14-810-90WR](#) [08-2810-90WR](#) [20-810-90TWR](#) [10-6810-90T](#) [08-810-90](#) [08-810-90T](#) [18-6810-90T](#) [18-810-90](#) [16-810-90](#) [12-6810-90WR](#) [16-810-90WR](#) [20-6810-90T](#) [18-6810-90TWR](#) [08-2810-90](#) [08-6810-90](#) [18-810-90T](#) [08-2810-90T](#) [08-6810-90T](#) [18-810-90WR](#) [1105572](#) [1108680](#)