





φ3.1(T-1) Circular Type Standard Type
<Viewing Angle 2θ1/2 : 40°>

SLR-342 Series

Emitting Color	Green(Yellowish Green)		Yellow		Orange		Red	
Material	GaP				GaAsP on GaP			
Emitting Surface Dimension(mm)								
	φ 3.1							
Part No.	SLR-342MC	SLR-342MG	SLR-342YC	SLR-342YY	SLR-342DC	SLR-342DU	SLR-342VC	SLR-342VR

■ Absolute Maximum Ratings (Ta=25°C)

Part No.	Emitting color	Power dissipation P _d (mW)	Forward current I _F (mA)	Peak forward current *I _{FP} (mA)	Reverse voltage V _R (V)	Operating temperature T _{opr} (°C)	Storage temperature T _{stg} (°C)
SLR-342MC	Green (Yellowish Green)	75	25				
SLR-342MG							
SLR-342YC	Yellow			60	3	-25 to +85	-30 to +100
SLR-342YY							
SLR-342DC	Orange	60	20				
SLR-342DU							
SLR-342VC	Red						
SLR-342VR							

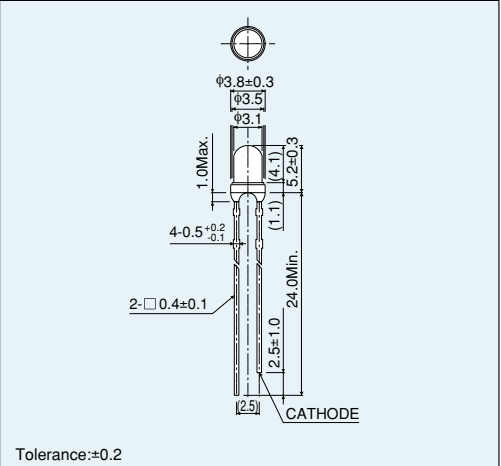
*:Duty ≤ 1/5, pulse width ≤ 1ms.

■ Electrical Optical Characteristics (Ta=25°C)

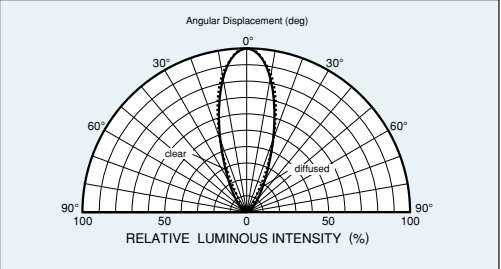
Part No.	Resin Color	Forward voltage V _F		Reverse current I _R		Light wavelength			Brightness I _v		
		Typ. (V)	I _F (mA)	Max. (μA)	V _R (V)	Peak λ _p Typ. (nm)	Half-wave Δλ Typ. (nm)	I _F (mA)	Min. (mcd)	Typ. (mcd)	I _F (mA)
SLR-342MC	Transparent Colored	2.1				563			9.0	25	
SLR-342MG	Diffused Colored								5.6	16	
SLR-342YC	Transparent Colored					585			3.6	10	
SLR-342YY	Diffused Colored	2.0	10	10	3		40	10	9.0	25	10
SLR-342DC	Transparent Colored					610			5.6	16	
SLR-342DU	Diffused Colored								9.0	25	
SLR-342VC	Transparent Colored					650			5.6	16	
SLR-342VR	Diffused Colored										

Note) SLR-342 series are available with forming taping style. For the bulk and straight taping style, we would recommend our SLR-343(LEDs with Pressure Release Structure)

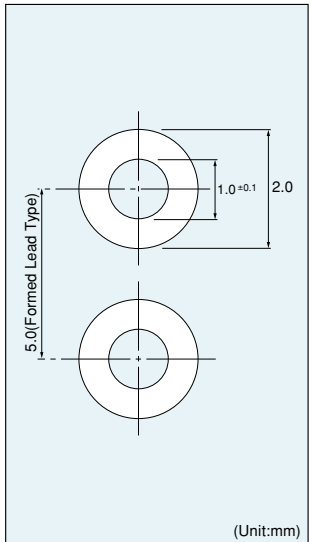
■ Dimensions (Unit:mm)



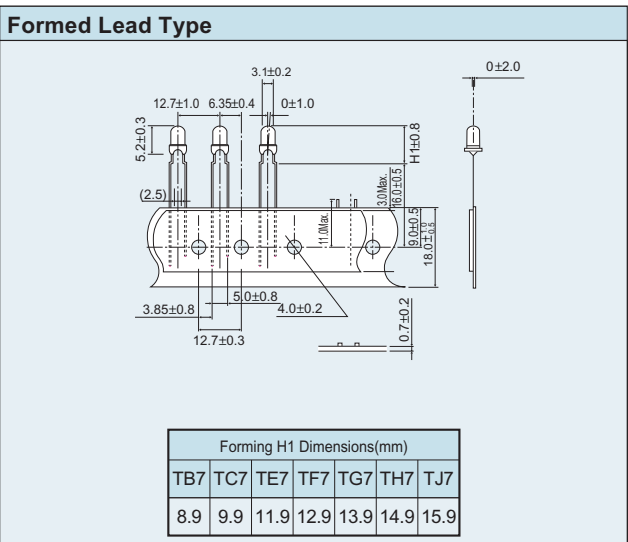
■ Directivity (Typ.)



■ Recommended Pad Layout

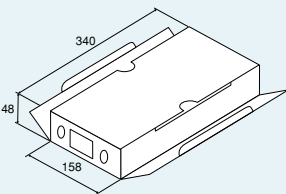


■ Packaging Specifications (Unit:mm)



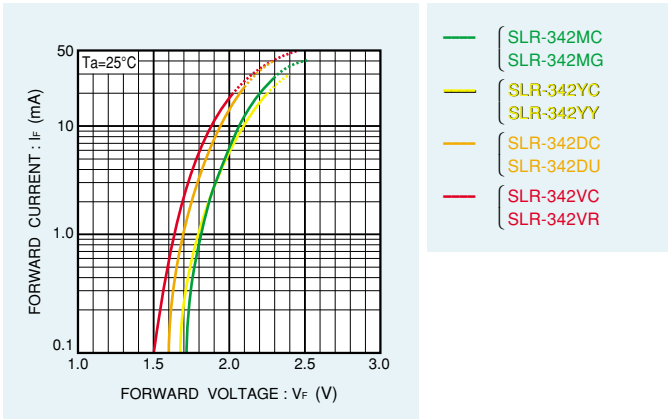
Packaging

Tape:2000pcs/Box

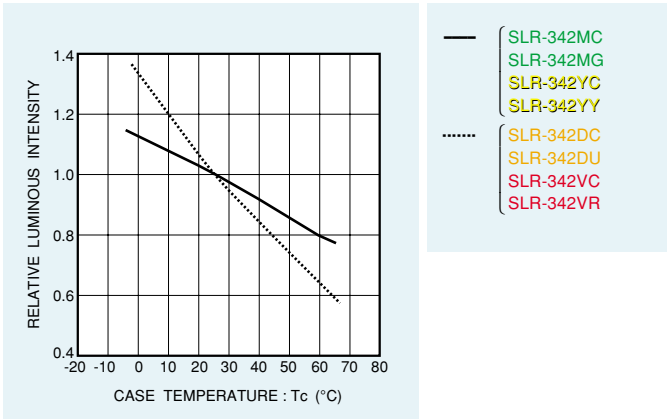


■ Electrical Characteristic Curves

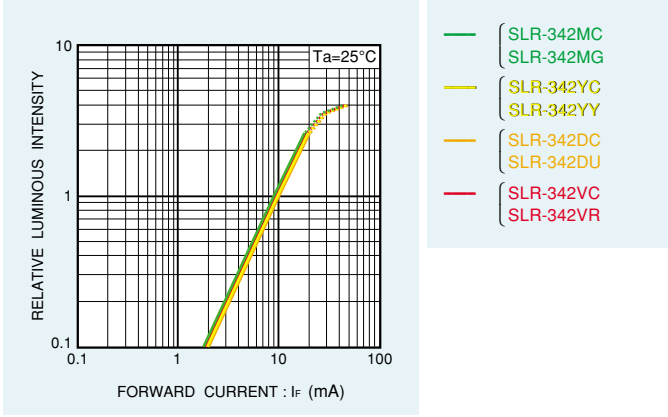
Forward Current - Forward Voltage



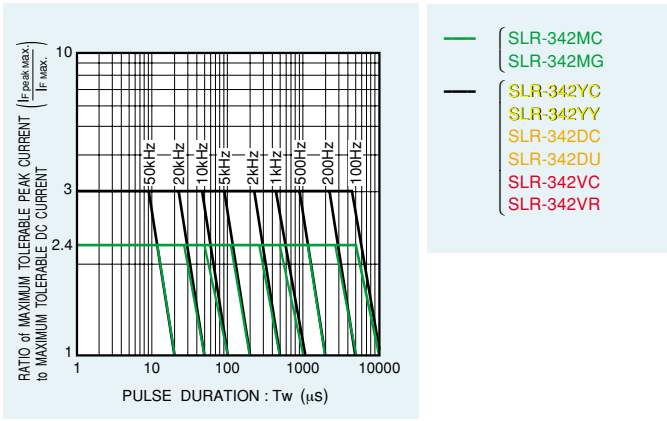
Relative Luminous Intensity - Case Temperature



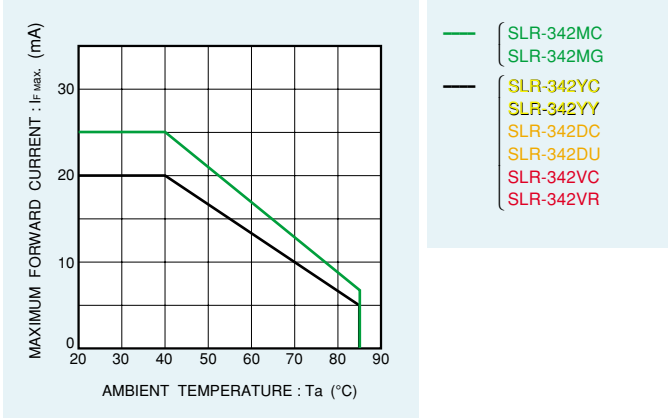
Relative Luminous Intensity - Forward Current



Ratio of Maximum Tolerable Peak Current - Pulse Duration



Derating



Notes

No copying or reproduction of this document, in part or in whole, is permitted without the consent of ROHM Co.,Ltd.

The content specified herein is subject to change for improvement without notice.

The content specified herein is for the purpose of introducing ROHM's products (hereinafter "Products"). If you wish to use any such Product, please be sure to refer to the specifications, which can be obtained from ROHM upon request.

Examples of application circuits, circuit constants and any other information contained herein illustrate the standard usage and operations of the Products. The peripheral conditions must be taken into account when designing circuits for mass production.

Great care was taken in ensuring the accuracy of the information specified in this document. However, should you incur any damage arising from any inaccuracy or misprint of such information, ROHM shall bear no responsibility for such damage.

The technical information specified herein is intended only to show the typical functions of and examples of application circuits for the Products. ROHM does not grant you, explicitly or implicitly, any license to use or exercise intellectual property or other rights held by ROHM and other parties. ROHM shall bear no responsibility whatsoever for any dispute arising from the use of such technical information.

The Products specified in this document are intended to be used with general-use electronic equipment or devices (such as audio visual equipment, office-automation equipment, communication devices, electronic appliances and amusement devices).

The Products specified in this document are not designed to be radiation tolerant.

While ROHM always makes efforts to enhance the quality and reliability of its Products, a Product may fail or malfunction for a variety of reasons.

Please be sure to implement in your equipment using the Products safety measures to guard against the possibility of physical injury, fire or any other damage caused in the event of the failure of any Product, such as derating, redundancy, fire control and fail-safe designs. ROHM shall bear no responsibility whatsoever for your use of any Product outside of the prescribed scope or not in accordance with the instruction manual.

The Products are not designed or manufactured to be used with any equipment, device or system which requires an extremely high level of reliability the failure or malfunction of which may result in a direct threat to human life or create a risk of human injury (such as a medical instrument, transportation equipment, aerospace machinery, nuclear-reactor controller, fuel-controller or other safety device). ROHM shall bear no responsibility in any way for use of any of the Products for the above special purposes. If a Product is intended to be used for any such special purpose, please contact a ROHM sales representative before purchasing.

If you intend to export or ship overseas any Product or technology specified herein that may be controlled under the Foreign Exchange and the Foreign Trade Law, you will be required to obtain a license or permit under the Law.



Thank you for your accessing to ROHM product informations.
More detail product informations and catalogs are available, please contact us.

ROHM Customer Support System

<http://www.rohm.com/contact/>

Mouser Electronics

Authorized Distributor

Click to View Pricing, Inventory, Delivery & Lifecycle Information:

[ROHM Semiconductor:](#)

[SLR-342DUTE7](#) [SLR-342MGTC7](#) [SLR-342MGTE7](#) [SLR-342VRTJ7](#)