

**SINGLE-PHASE GLASS PASSIVATED  
SILICON BRIDGE RECTIFIER**  
VOLTAGE RANGE 50 to 1000 Volts CURRENT 2.0 Amperes

**FEATURES**

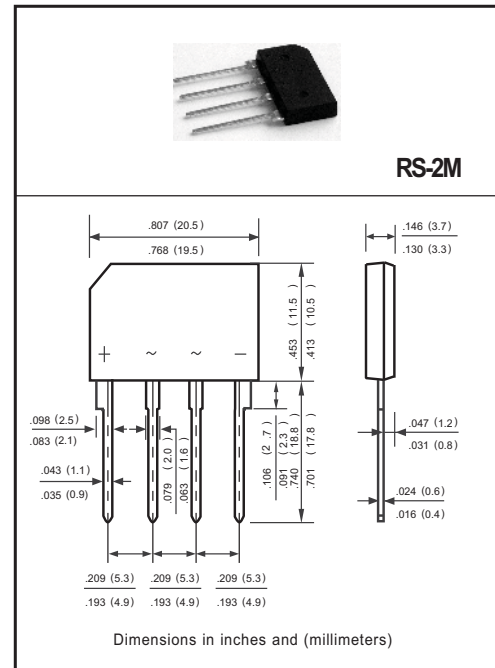
- \* Ideal for printed circuit board
- \* Surge overload rating: 60 amperes peak
- \* Mounting position: Any

**MECHANICAL DATA**

- \* Epoxy: Device has UL flammability classification 94V-0

**MAXIMUM RATINGS AND ELECTRICAL CHARACTERISTICS**

Ratings at 25 °C ambient temperature unless otherwise specified.  
resistive or inductive load.



**MAXIMUM RATINGS (@ T<sub>A</sub>=25 °C unless otherwise noted)**

RATINGS	SYMBOL	RS201M	RS202M	RS203M	RS204M	RS205M	RS206M	RS207M	UNITS
Maximum Recurrent Peak Reverse Voltage	V <sub>RRM</sub>	50	100	200	400	600	800	1000	Volts
Maximum RMS Voltage	V <sub>RMS</sub>	35	70	140	280	420	560	700	Volts
Maximum DC Blocking Voltage	V <sub>DC</sub>	50	100	200	400	600	800	1000	Volts
Maximum Average Forward Rectified Current at T <sub>A</sub> = 50°C	I <sub>O</sub>	2.0							Amps
Peak Forward Surge Current 8.3 ms single half sine-wave superimposed on rated load (JEDEC method)	I <sub>FSM</sub>	60							Amps
Current Squarad Time	I <sup>2</sup> t	14.9							A <sup>2</sup> /Sec
Typical Thermal Resistance (Note 1)	R <sub>θJC</sub>	11							°C/W
	R <sub>θJA</sub>	37							
Typical Junction Capacitance (Note 3)	C <sub>J</sub>	15							pF
Operating and Storage Temperature Range	T <sub>J</sub> , T <sub>STG</sub>	-55 to + 150							°C

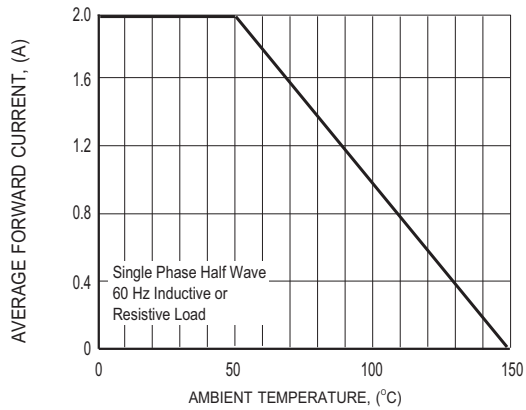
**ELECTRICAL CHARACTERISTICS (@ T<sub>A</sub>=25 °C unless otherwise noted)**

CHARACTERISTICS		SYMBOL	RS201M	RS202M	RS203M	RS204M	RS205M	RS206M	RS207M	UNITS
Maximum Instantaneous Forward Voltage at 2.0A DC		V <sub>F</sub>	1.1							Volts
Maximum DC Reverse Current at Rated DC Blocking Voltage	@T <sub>A</sub> = 25°C	I <sub>R</sub>	2.0							uAmps
	@T <sub>A</sub> = 100°C		200							

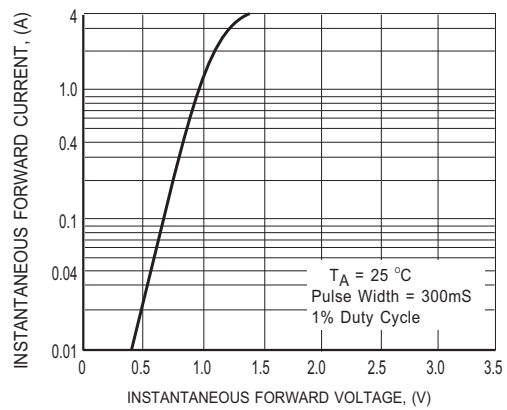
NOTES : 1. Thermal Resistance : Heat-sink case mounted or if PCB mounted.  
2. "Fully ROHS compliant", "100% Sn plating (Pb-free)".  
3. Measured at 1MHz and applied reverse voltage of 4.0 volts.

2015-05  
REV:0

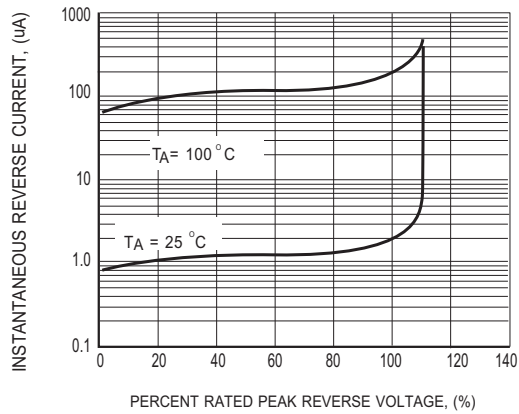
## RATING AND CHARACTERISTICS CURVES ( RS201M THRU RS207M )



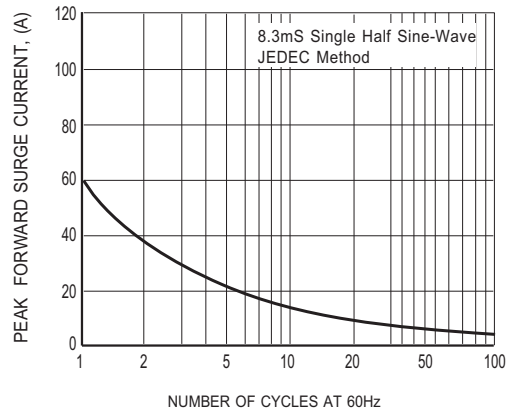
**FIG.1 TYPICAL FORWARD CURRENT DERATING CURVE**



**FIG.2 TYPICAL INSTANTANEOUS FORWARD CHARACTERISTICS**

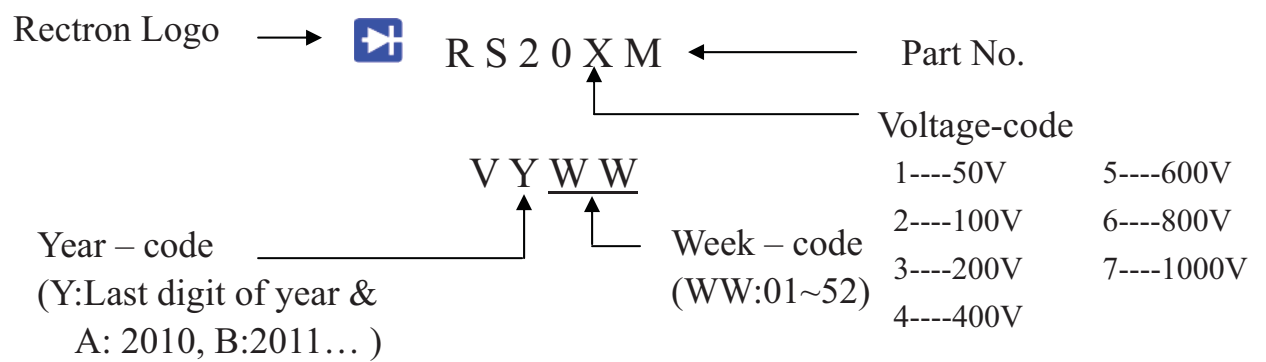


**FIG.3 TYPICAL REVERSE CHARACTERISTICS**



**FIG.4 MAXIMUM NON-REPETITIVE FORWARD SURGE CURRENT**

## Marking Description



## PACKAGING OF DIODE AND BRIDGE RECTIFIERS

### TUBE PACK

PACKAGE	PACKING CODE	EA PER BOX	INNER BOX SIZE (mm)	CARTON SIZE (mm)	EA PER CARTON	WEIGHT(Kg)
RS-2M	-C	1,350	540*118*118	560*259*144	2,700	12.03

## DISCLAIMER NOTICE

Rectron Inc reserves the right to make changes without notice to any product specification herein, to make corrections, modifications, enhancements or other changes. Rectron Inc or anyone on its behalf assumes no responsibility or liability for any errors or inaccuracies. Data sheet specifications and its information contained are intended to provide a product description only. "Typical" parameters which may be included on RECTRON data sheets and/ or specifications can and do vary in different applications and actual performance may vary over time. Rectron Inc does not assume any liability arising out of the application or use of any product or circuit.

Rectron products are not designed, intended or authorized for use in medical, life-saving implant or other applications intended for life-sustaining or other related applications where a failure or malfunction of component or circuitry may directly or indirectly cause injury or threaten a life without expressed written approval of Rectron Inc. Customers using or selling Rectron components for use in such applications do so at their own risk and shall agree to fully indemnify Rectron Inc and its subsidiaries harmless against all claims, damages and expenditures.

# Mouser Electronics

Authorized Distributor

Click to View Pricing, Inventory, Delivery & Lifecycle Information:

[Rectron:](#)

[RS201M](#) [RS205M](#) [RS203M](#) [RS207M](#) [RS204M](#) [RS206M](#) [RS202M](#) [RS205M-C](#) [RS202M-C](#) [RS204M-C](#) [RS207M-C](#) [RS203M-C](#) [RS201M-C](#) [RS206M-C](#)