

**SINGLE-PHASE GLASS PASSIVATED
SILICON BRIDGE RECTIFIER**
VOLTAGE RANGE 50 to 1000 Volts CURRENT 20 Amperes

FEATURES

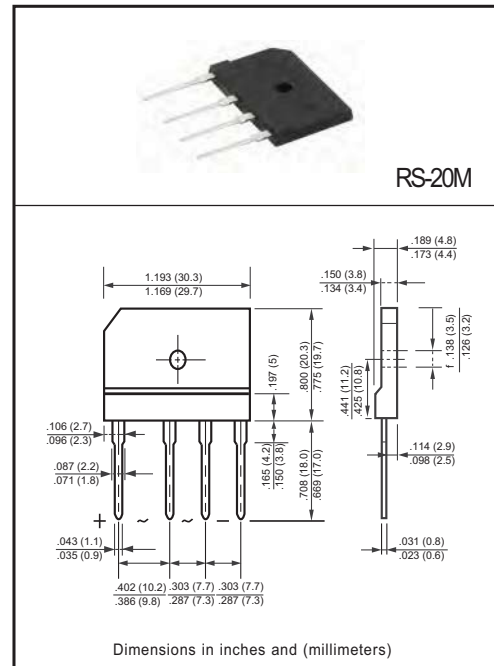
- * Low leakage
- * Low forward voltage
- * Surge overload rating : 300 amperes peak
- * Mounting position: Any
- * Ideal for printed circuit boards
- * High forward surge current capability

MECHANICAL DATA

- * Epoxy: Device has UL flammability classification 94V-O
- * UL list the recognized component directory, file #E94233

MAXIMUM RATINGS AND ELECTRICAL CHARACTERISTICS

Ratings at 25 °C ambient temperature unless otherwise specified.
resistive or inductive load.



MAXIMUM RATINGS*(@ TA=25 °C unless otherwise noted)

RATINGS	SYMBOL	RS2001M	RS2002M	RS2003M	RS2004M	RS2005M	RS2006M	RS2007M	UNITS
Maximum Recurrent Peak Reverse Voltage	V_{RRM}	50	100	200	400	600	800	1000	Volts
Maximum RMS Voltage	V_{RMS}	35	70	140	280	420	560	700	Volts
Maximum DC Blocking Voltage	V_{DC}	50	100	200	400	600	800	1000	Volts
Maximum Average Forward Rectified Current at $T_C = 55^\circ C$	I_O	20							Amps
Peak Forward Surge Current 8.3 ms single half sine-wave superimposed on rated load (JEDEC method)	I_{FSM}	300							Amps
Typical Current Squared Time	I^2T	373.3							A^2S
Typical Thermal Resistance (Note 1)	$R_{\theta JC}$	1.5							$^\circ C/W$
	$R_{\theta JA}$	22							
Operating and Storage Temperature Range	T_J, T_{STG}	-55 to + 150							$^\circ C$

ELECTRICAL CHARACTERISTICS(@TA=25 °C unless otherwise noted)

CHARACTERISTICS	SYMBOL	RS2001M	RS2002M	RS2003M	RS2004M	RS2005M	RS2006M	RS2007M	UNITS
Maximum Instantaneous Forward Voltage at 10A DC	V_F	1.1							Volts
Maximum DC Reverse Current at Rated DC Blocking Voltage	@ $T_A = 25^\circ C$	5.0							uAmps
	@ $T_A = 100^\circ C$	200							

NOTES : 1. Thermal Resistance : Heat-sink case mounted or if PCB mounted.
2. "Fully ROHS compliant", "100% Sn plating (Pb-free)".

2014-03
REV:B

RATING AND CHARACTERISTICS CURVES (RS2001M THRU RS2007M)

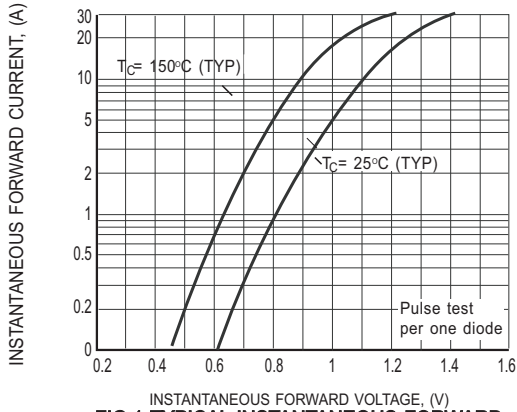


FIG.1 TYPICAL INSTANTANEOUS FORWARD CHARACTERISTICS

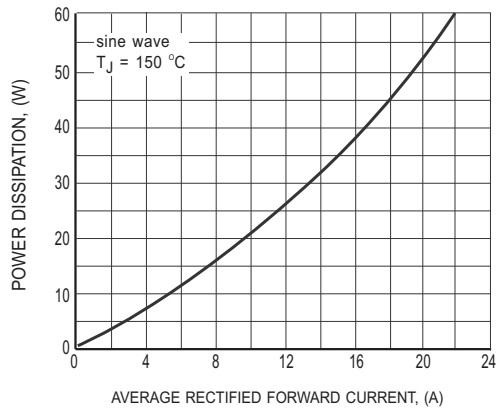


FIG.2 POWER DISSIPATION

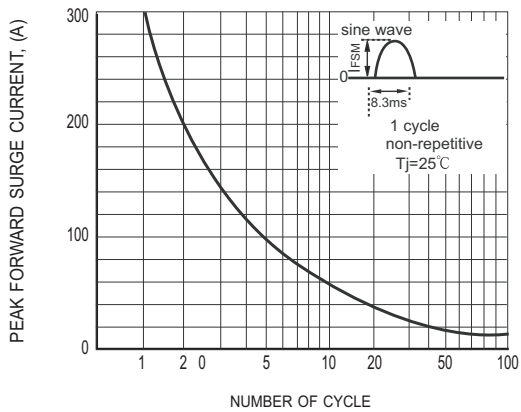


FIG.3 SURGE FORWARD CURRENT CAPABILITY

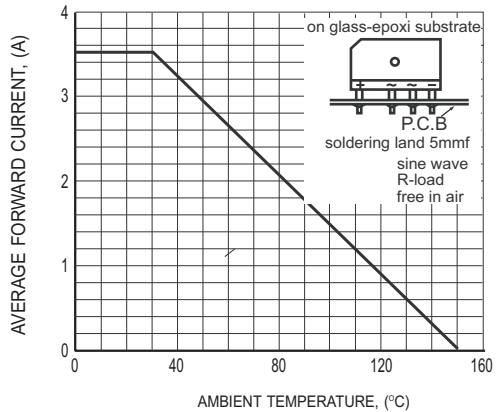


FIG.4 TYPICAL FORWARD CURRENT DERATING CURVE

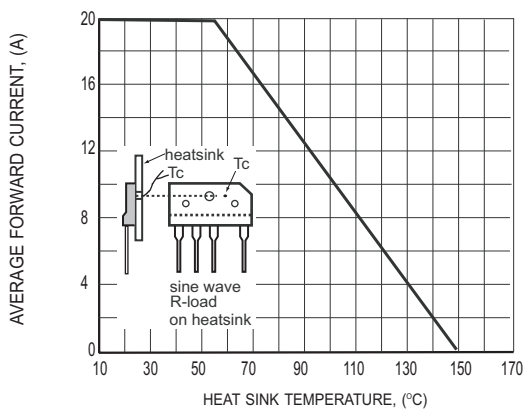


FIG.5 TYPICAL FORWARD CURRENT DERATING CURVE

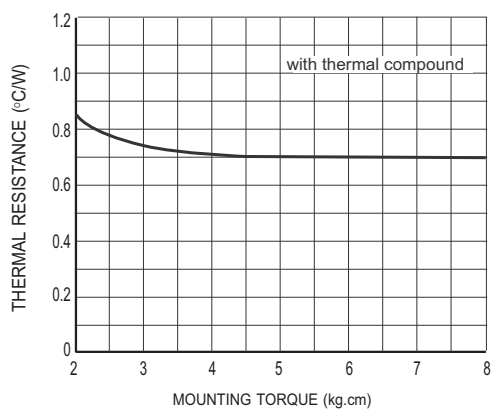
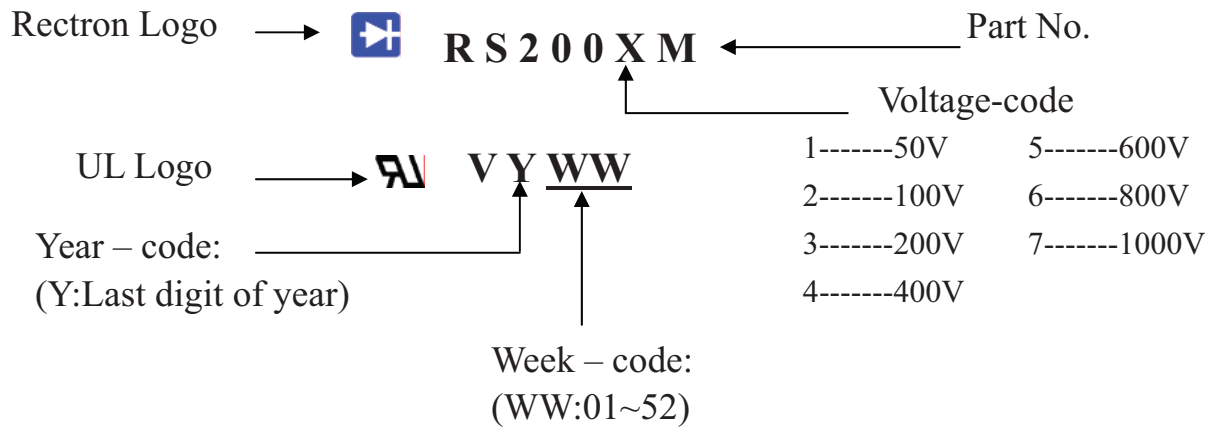


FIG.6 CONTACT THERMAL RESISTANCE fcf

Marking Description



PACKAGING OF DIODE AND BRIDGE RECTIFIERS

BULK PACK

PACKAGE	PACKING CODE	EA PER BOX	INNER BOX SIZE (mm)	CARTON SIZE (mm)	EA PER CARTON	GROSS WEIGHT(Kg)
RS-20M	-B	300	230*190*46	410*243*157	1,800	13.37

TUBE PACK

PACKAGE	PACKING CODE	EA PER BOX	INNER BOX SIZE (mm)	CARTON SIZE (mm)	EA PER CARTON	WEIGHT(Kg)
RS-20M	-C	600	490*135*110	510*293*131	1,200	13.12

DISCLAIMER NOTICE

Rectron Inc reserves the right to make changes without notice to any product specification herein, to make corrections, modifications, enhancements or other changes. Rectron Inc or anyone on its behalf assumes no responsibility or liability for any errors or inaccuracies. Data sheet specifications and its information contained are intended to provide a product description only. "Typical" parameters which may be included on RECTRON data sheets and/ or specifications can and do vary in different applications and actual performance may vary over time. Rectron Inc does not assume any liability arising out of the application or use of any product or circuit.

Rectron products are not designed, intended or authorized for use in medical, life-saving implant or other applications intended for life-sustaining or other related applications where a failure or malfunction of component or circuitry may directly or indirectly cause injury or threaten a life without expressed written approval of Rectron Inc. Customers using or selling Rectron components for use in such applications do so at their own risk and shall agree to fully indemnify Rectron Inc and its subsidiaries harmless against all claims, damages and expenditures.

Mouser Electronics

Authorized Distributor

Click to View Pricing, Inventory, Delivery & Lifecycle Information:

[Rectron:](#)

[RS2006M](#) [RS2004M](#) [RS2002M](#) [RS2007M](#) [RS2005M](#) [RS2003M](#) [RS2001M](#) [RS2002M-C](#) [RS2005M-C](#) [RS2001M-C](#)
[RS2007M-C](#) [RS2004M-C](#) [RS2003M-C](#) [RS2006M-C](#)