

**SCHOTTKY BARRIER RECTIFIER**

**VOLTAGE RANGE 20 to 60 Volts CURRENT 16 Amperes**

**FEATURES**

- \* Low switching noise
- \* Low forward voltage drop
- \* Low thermal resistance
- \* High current capability
- \* High switching capability
- \* High surge capability
- \* High reliability

**MECHANICAL DATA**

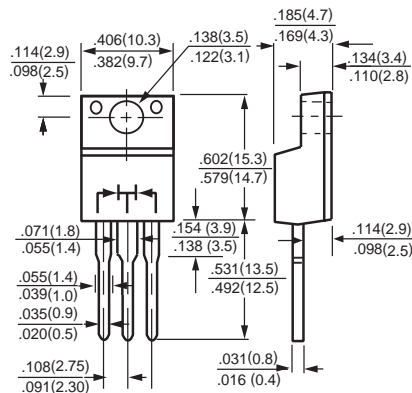
- \* Case: ITO-220 molded plastic
- \* Epoxy: Device has UL flammability classification 94V-O
- \* Lead: MIL-STD-202E method 208C guaranteed
- \* Mounting position: Any
- \* Weight: 2.24 grams

**MAXIMUM RATINGS AND ELECTRICAL CHARACTERISTICS**

Ratings at 25 °C ambient temperature unless otherwise specified.  
Single phase, half wave, 60 Hz, resistive or inductive load.  
For capacitive load, derate current by 20%.



**ITO-220**



**MAXIMUM RATINGS** (At TA = 25°C unless otherwise noted)

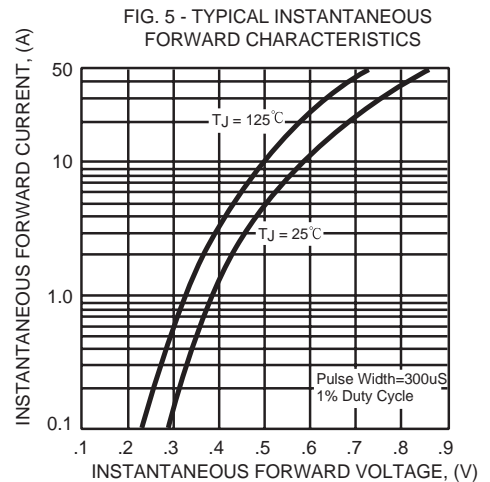
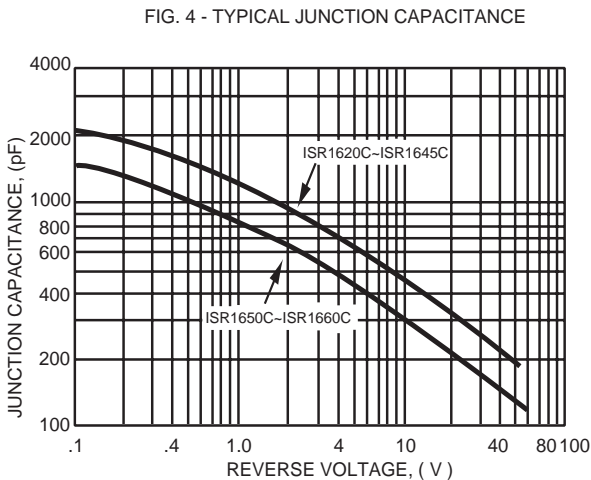
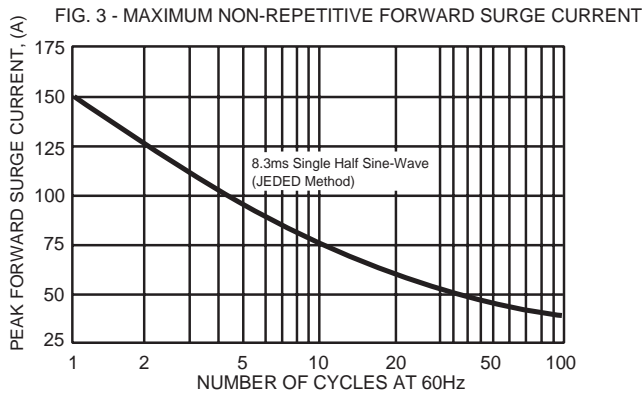
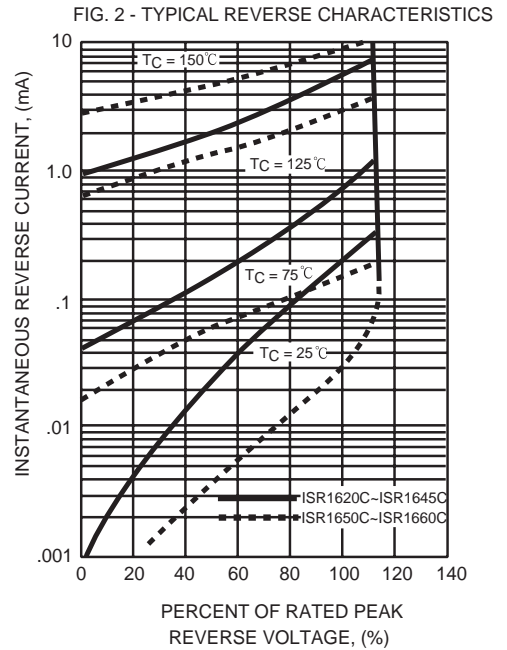
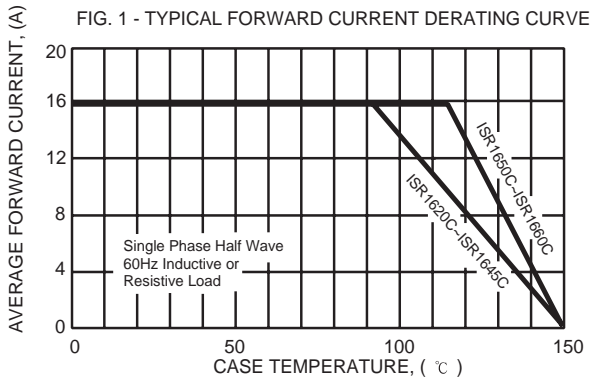
RATINGS	SYMBOL	ISR1620C	ISR1630C	ISR1635C	ISR1640C	ISR1645C	ISR1650C	ISR1660C	UNITS
Maximum Recurrent Peak Reverse Voltage	VRRM	20	30	35	40	45	50	60	Volts
Maximum RMS Voltage	VRMS	14	21	25	28	32	35	42	Volts
Maximum DC Blocking Voltage	VDC	20	30	35	40	45	50	60	Volts
Maximum Average Forward Rectified Current at Derating Case Temperature	IO	16							Amps
Peak Forward Surge Current 8.3 ms single half sine-wave superimposed on rated load (JEDEC method)	IFSM	150							Amps
Typical Thermal Resistance (Note 1)	RθJC	3							°C/W
Typical Junction Capacitance (Note 3)	CJ	700					500		pF
Operating Temperature Range	TJ	-55 to + 150							°C
Storage Temperature Range	TSTG	-55 to + 150							°C

**ELECTRICAL CHARACTERISTICS** (At TA = 25°C unless otherwise noted)

CHARACTERISTICS		SYMBOL	ISR1620C	ISR1630C	ISR1635C	ISR1640C	ISR1645C	ISR1650C	ISR1660C	UNITS
Maximum Instantaneous Forward Voltage at 8.0A DC		V <sub>F</sub>	.65						.75	Volts
Maximum Average Reverse Current at Rated DC Blocking Voltage	@T <sub>C</sub> = 25°C	I <sub>R</sub>	10						mAmps	
	@T <sub>C</sub> = 100°C		100						mAmps	

NOTES : 1. Thermal Resistance Junction to Case.  
2. Suffix "A" = Common Anode.  
3. Measured at 1 MHz and applied reverse voltage of 4.0 volts.

# RATING AND CHARACTERISTIC CURVES ( ISR1620C THRU ISR1660C )



# Mouser Electronics

Authorized Distributor

Click to View Pricing, Inventory, Delivery & Lifecycle Information:

[Rectron:](#)

[SR1650CS](#) [SR1620CS](#) [SR1640CS](#) [SR1660CS](#) [SR1645CS](#) [SR1635CS](#) [SR1630CS](#)