

SURFACE MOUNT SCHOTTKY BARRIER RECTIFIER

VOLTAGE RANGE 20 to 40 Volts CURRENT 3.0 Amperes

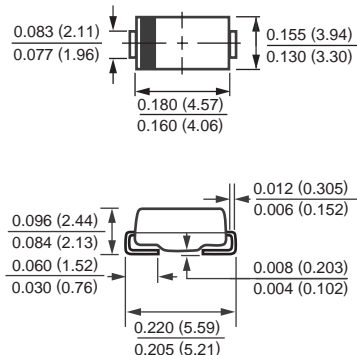
FEATURES

- * Ideal for surface mounted applications
- * Low leakage current
- * Metallurgically bonded construction
- * Mounting position: Any
- * Weight: 0.098 gram

MECHANICAL DATA

- * Epoxy: Device has UL flammability classification 94V-O

DO-214AA



Dimensions in inches and (millimeters)

MAXIMUM RATINGS AND ELECTRICAL CHARACTERISTICS

Ratings at 25 °C ambient temperature unless otherwise specified.
Single phase, half wave, 60 Hz, resistive or inductive load.
For capacitive load, derate current by 20%.

MAXIMUM RATINGS (At TA = 25°C unless otherwise noted)

RATINGS	SYMBOL	FM5820B	FM5821B	FM5822B	UNITS
Maximum Recurrent Peak Reverse Voltage	VRRM	20	30	40	Volts
Maximum RMS Voltage	VRMS	14	21	28	Volts
Maximum DC Blocking Voltage	VDC	20	30	40	Volts
Maximum Average Forward Rectified Current at Derating Lead Temperature	IO	3.0			Amps
Peak Forward Surge Current 8.3 ms single half sine-wave superimposed on rated load (JEDEC method)	IFSM	80			Amps
Typical Thermal Resistance (Note 1)	RθJA	25			°C/W
Typical Junction Capacitance (Note 2)	CJ	200			pF
Operating Temperature Range	TJ	-55 to + 150			°C
Storage Temperature Range	TSTG	-55 to + 150			°C

ELECTRICAL CHARACTERISTICS (At TA = 25°C unless otherwise noted)

CHARACTERISTICS	SYMBOL	FM5820B	FM5821B	FM5822B	UNITS
Maximum Instantaneous Forward Voltage at 3.0A DC	VF	.475	.500	.525	Volts
Maximum Average Reverse Current	IR	2.0			mAmps
at Rated DC Blocking Voltage		20			mAmps

NOTES : 1. Thermal Resistance (Junction to Ambient).
2. Measured at 1 MHz and applied reverse voltage of 4.0 volts.

RATING AND CHARACTERISTIC CURVES (FM5820B THRU FM5822B)

FIG. 1 - TYPICAL FORWARD CURRENT DERATING CURVE

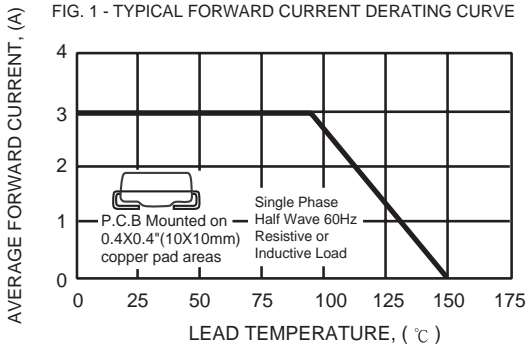


FIG. 3 - MAXIMUM NON-REPETITIVE FORWARD SURGE CURRENT

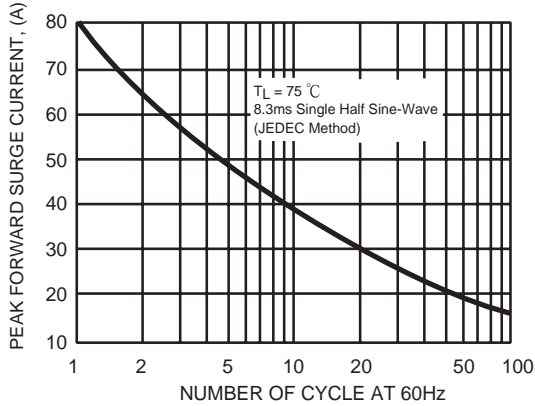


FIG. 4 - TYPICAL JUNCTION CAPACITANCE

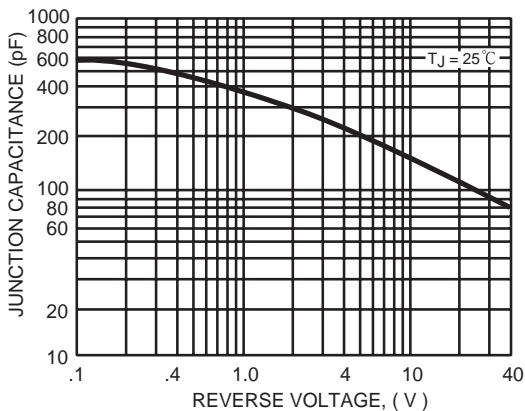


FIG. 2 - TYPICAL REVERSE CHARACTERISTICS

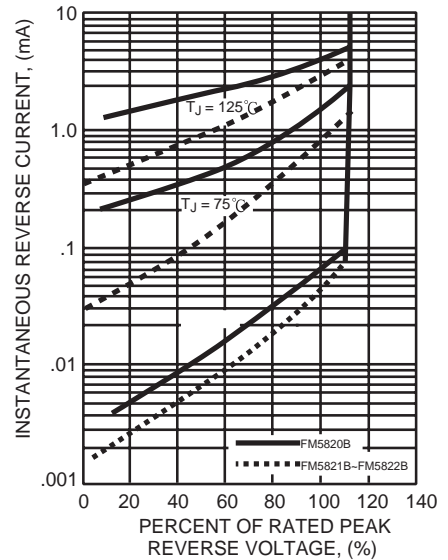
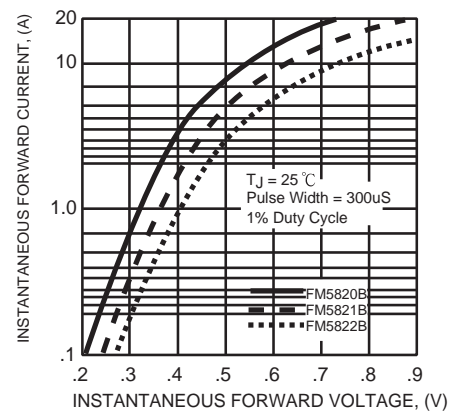
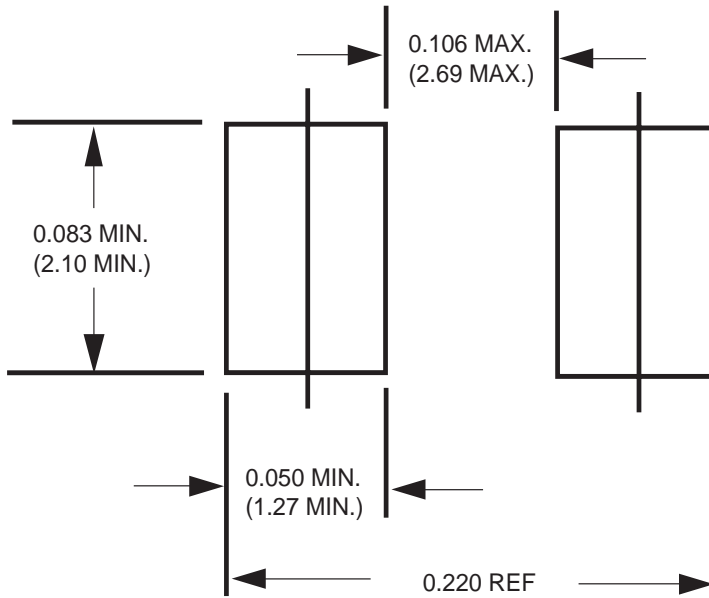


FIG. 5 - TYPICAL INSTANTANEOUS FORWARD CHARACTERISTICS



Mounting Pad Layout



Dimensions in inches and (millimeters)

Mouser Electronics

Authorized Distributor

Click to View Pricing, Inventory, Delivery & Lifecycle Information:

[Rectron:](#)

[FM5822B-W](#)