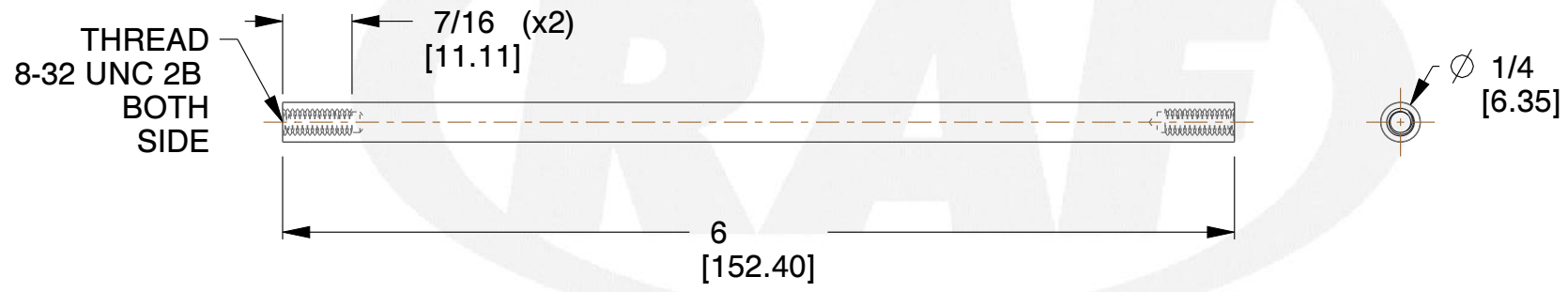




REV	CHANGE	DATE	DRN	CHK
	Drawn	01/31/16	SJ	T



**NOTES:**

1. Material : Aluminium
2. Finish :
3. ASME Y14.5M - 2009
4. All Drawing Dimensions are in Inches [mm]
5. Unless otherwise specified; Edge Breaks, Radii or Countersinks 0.005-0.015

 95 Silvermine Rd., Seymour CT 06483 Tel: 203-888-2133, Fax: 203-888-9860	This Drawing is the Property of RAF. It contains confidential, proprietary information that is RAF property. Do not disclose to or duplicate for others except as authorized by RAF.	<b>TOLERANCES</b> ALL DIMENSIONS ARE INCHES (UNLESS OTHERWISE SPECIFIED) <b>METALLIC</b> LENGTHS < 6 INCHES ± 0.005 LENGTH > 6 INCHES ± 0.010 DIAMETERS: ± 0.005 <b>NON-METALLIC</b> LENGTH: ± 0.010 DIAMETERS: ± 0.010 <b>INTERNAL THREADS:</b> MINIMUM THREAD DEPTH	COMPONENT	STANDOFFS
			<b>1728-832-AL</b>  1/4 ROUND FEMALE STANDOFFS	SCALE
				4.00
				SHEET
				1 of 1

# Mouser Electronics

Authorized Distributor

Click to View Pricing, Inventory, Delivery & Lifecycle Information:

[RAF Electronic Hardware:](#)

[1728-832-AL](#)