

ISM 900MHz Helical SMD-Antenna

Ground cleared under antenna, clearance area 8.00 x 40.00 mm. Pulse Part Number: W3113



Features

- Low profile (2.5mm, embedded to board)
- Compact size W x L x H (12.4 x 8 x 2.5 mm)
- Low weight (400 mg)
- Lead Free materials
- Fully SMD compatible
 - Glue needed between antenna and PWB
- Lead free soldering compatible
- Tape and reel packing
- RoHS Compliant Product

Applications

- 900MHz ISM Band Systems

Engineering samples available

Electrical specifications @ +25 °C

Note: Electrical characteristics depend on test board (GP) size and antenna positioning on GP and Ground Clearance area size.

ISM 900MHz

Typical performance (testboard size 100 x 40 mm, PWB ground clearance area 8.00 x 40.00 mm)

Frequency Range [MHz]	Max Gain [dBi]	Efficiency [%] / [dB]	Return loss min. [dB]	Impedance [Ω]	Operating Temperature [°C]
902 – 928	0.8 (peak) -0.3 (band edges)	66 / -1.8 (peak) 51 / -2.9 (band edges)	-10	50	-40 to +85

Pulse Finland Oy

Takatie 6
90440 Kempele, Finland
Tel: +358 207 935 500
Fax: +358 207 935 501
www.pulseeng.com/antennas

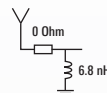


ISM 900MHz Helical SMD-Antenna

Ground cleared under antenna, clearance area 8.00 x 40.00 mm. Pulse Part Number: W3113

Typical Electrical Characteristics (T=25 °C)

Typical Return Loss S11/ impedance, measured on the 100 x 40 mm test board with matching circuit



Dualband WLAN

3 Aug 2006 12:20:14

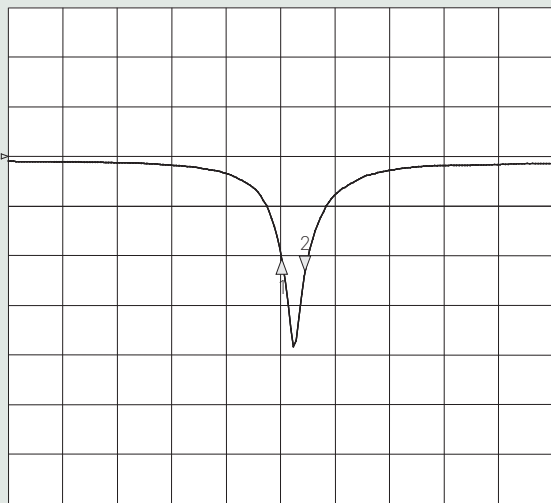
CH1Markers

- 1. -10.315 dB 902.000 MHz
- 2. -11.610 dB 928.000 000 MHz

CH1 S11 LOG

5 dB/REF 0 dB

PRm
Del
Cor



START 600.000 000 MHz

STOP 1 200.000 000 MHz

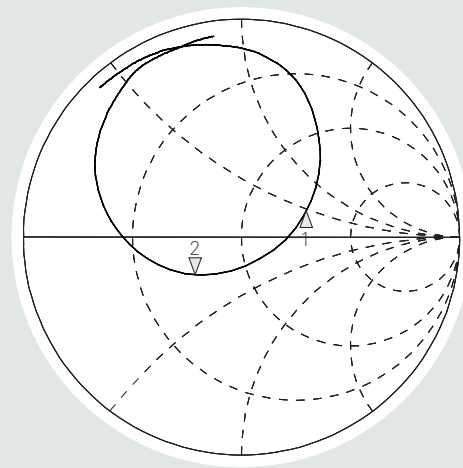
Dualband WLAN

3 Aug 2006 12:23:32

- 1. 88.223 Ω 24.625 Ω 902.000 MHz
- 2. 30.870 Ω -11.444 Ω 928.000 000 MHz

CH1 S11 1 U FS

PRm
Del
Cor

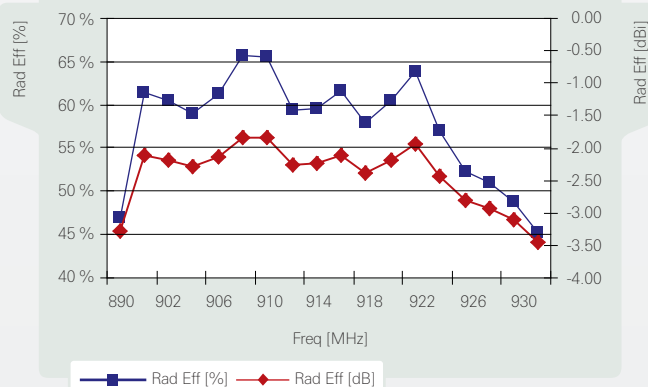


START 600.000 000 MHz

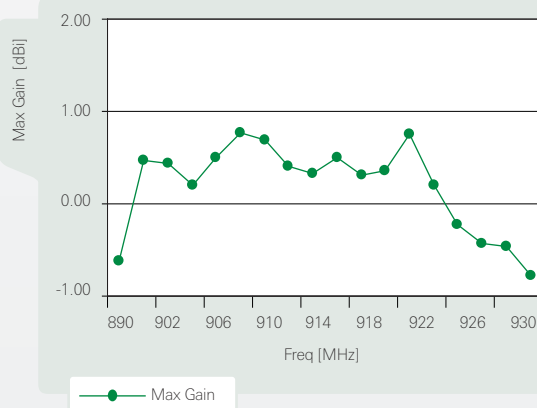
STOP 1 200.000 000 MHz

Free space efficiency and maximum gain, PWB ground clearance area 8.00 x 40.00 mm

ISM 900 MHz Hor Helical Antenna



ISM 900 MHz Hor Helical Antenna



Pulse Finland Oy

Takatie 6
90440 Kempele, Finland
Tel: +358 207 935 500
Fax: +358 207 935 501

www.pulseeng.com/antennas

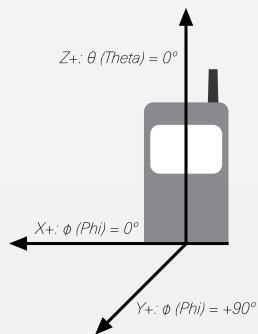
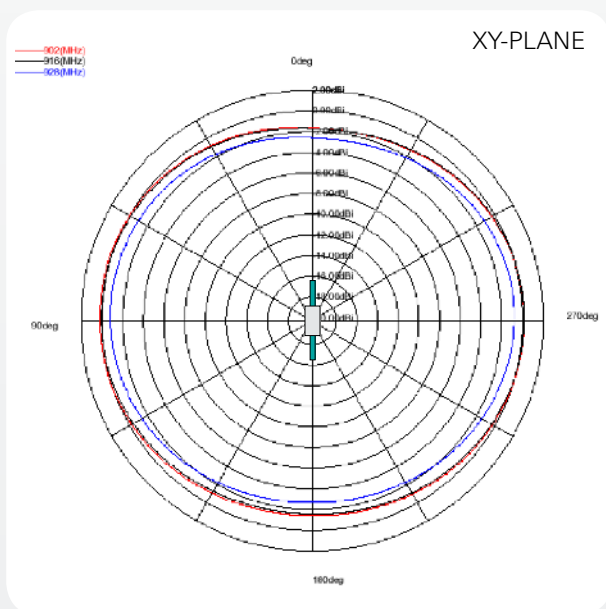
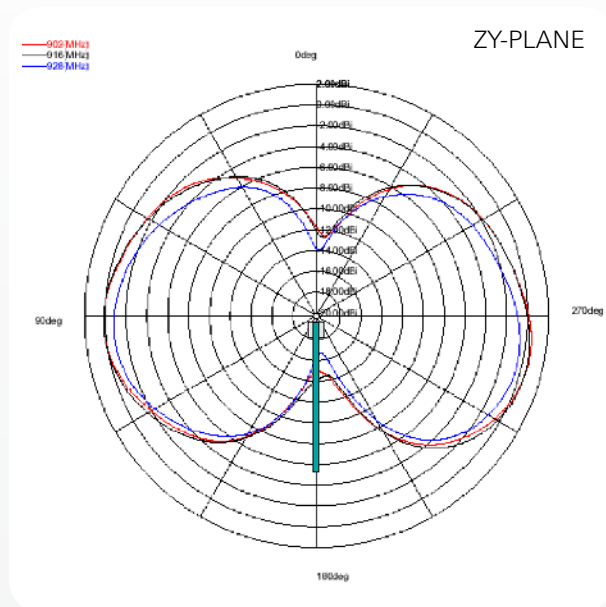
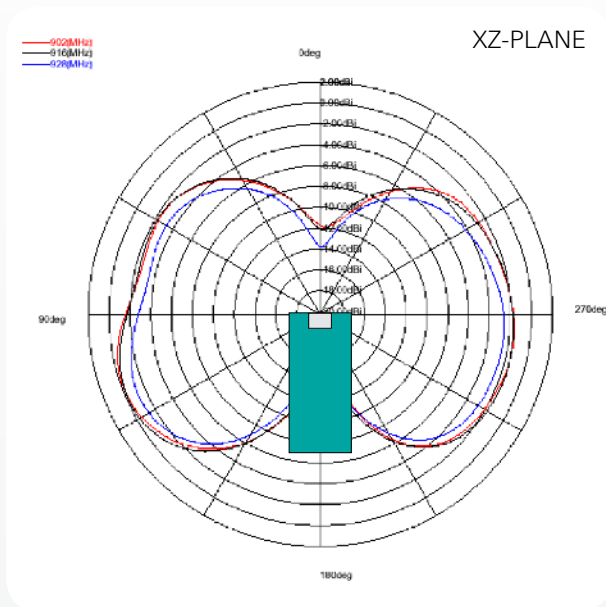


© 2007. All Rights Reserved.

ISM 900MHz Helical SMD-Antenna

Ground cleared under antenna, clearance area 8.00 x 40.00 mm. Pulse Part Number: W3113

Typical Free space Radiation Patterns



Pulse Finland Oy

Takatie 6
90440 Kempele, Finland
Tel: +358 207 935 500
Fax: +358 207 935 501

www.pulseeng.com/antennas



© 2007. All Rights Reserved.

Mouser Electronics

Authorized Distributor

Click to View Pricing, Inventory, Delivery & Lifecycle Information:

Pulse:

W3113-K