

ISM 900MHz Helical SMD-Antenna

Ground cleared under antenna, clearance area 6.00 x 11.00 mm. Pulse Part Number: W3112A



Features

- Vertical mount on board
- Compact size WxLxH (2.5 x 8 x 8 mm)
- Low weight (390 mg)
- Lead Free materials
- Fully SMD compatible
 - Glue needed between antenna and PWB
- Lead free soldering compatible
- Tape and reel packing
- RoHS Compliant Product

Applications

- 900MHz ISM Band Systems
- Engineering samples available*

Electrical specifications @ +25 °C

Note: Electrical characteristics depend on test board (GP) size and antenna positioning on GP and Ground Clearance area size.

ISM 900MHz

Typical performance (testboard size 100 x 40 mm, PWB ground clearance area 6.00 x 11.00 mm)

Frequency Range [MHz]	Max Gain [dBi]	Efficiency [%] / [dB]	Return loss min. [dB]	Impedance [Ω]	Operating Temperature [°C]
902 – 928	0.9 (peak) -0.3 (band edges)	67 / -1.7 (peak) 50 / -3 (band edges)	-10	50	-40 to +85

Pulse Finland Oy

Takatie 6
90440 Kempele, Finland
Tel: +358 207 935 500
Fax: +358 207 935 501
www.pulseeng.com/antennas

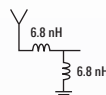


ISM 900MHz Helical SMD-Antenna

Ground cleared under antenna, clearance area 6.00 x 11.00 mm. Pulse Part Number: W3112A

Typical Electrical Characteristics (T=25 °C)

Typical Return Loss S11/ impedance,
measured on the 100 x 40 mm test board with matching circuit



Dualband WLAN

3 Aug 2006 12:15:23

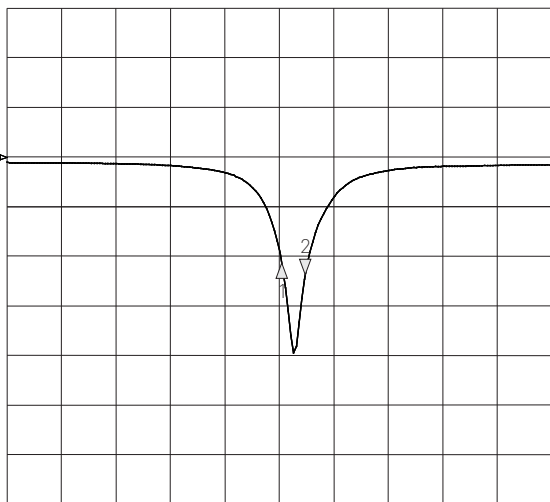
CH1Markers

- 1. -10.616 dB 902.000 MHz
- 2. -11.740 dB 928.000 000 MHz

CH1 S11 LOG

5 dB/REF 0 dB

PRm
Del
Cor



START 600.000 000 MHz

STOP 1 200.000 000 MHz

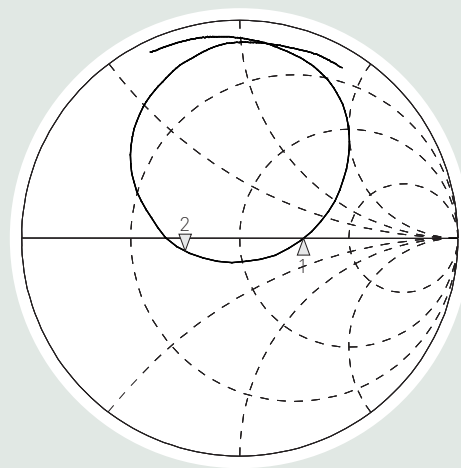
Dualband WLAN

3 Aug 2006 12:22:57

- 1. 92.414 Ω 0.4141 Ω 902.000 MHz
- 2. 29.924 Ω -3.8193 Ω 44.904 pF 928.000 000 MHz

CH1 S11 1 U FS

PRm
Del
Cor

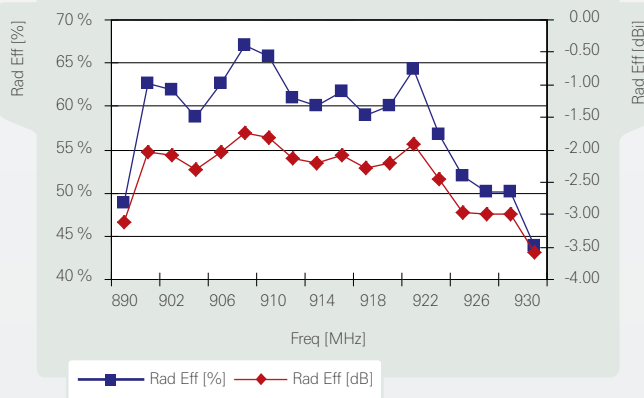


START 600.000 000 MHz

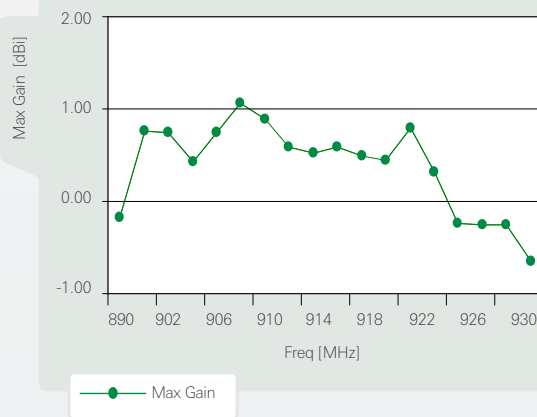
STOP 1 200.000 000 MHz

Free space efficiency and maximum gain, PWB ground clearance area 6.00 x 11.00 mm

ISM 900 MHz Ver Helical Antenna



ISM 900 MHz Ver Helical Antenna



Pulse Finland Oy

Takatie 6
90440 Kempele, Finland
Tel: +358 207 935 500
Fax: +358 207 935 501
www.pulseeng.com/antennas

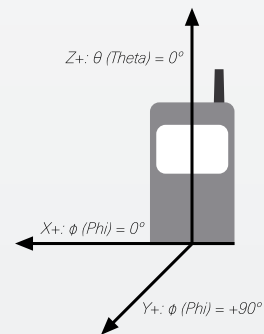
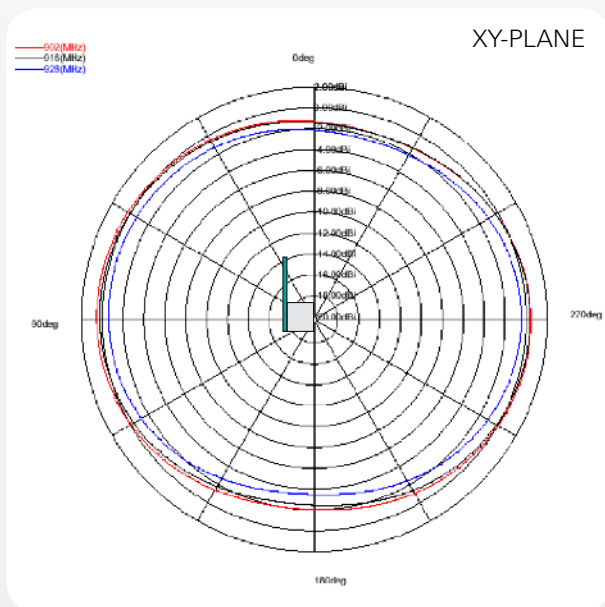
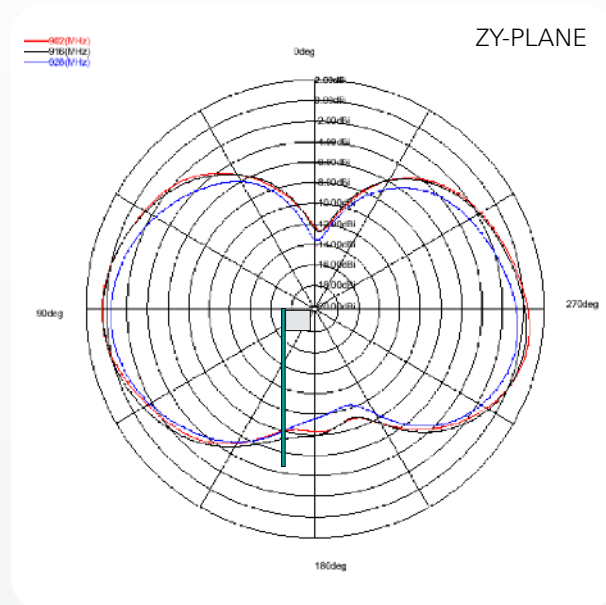
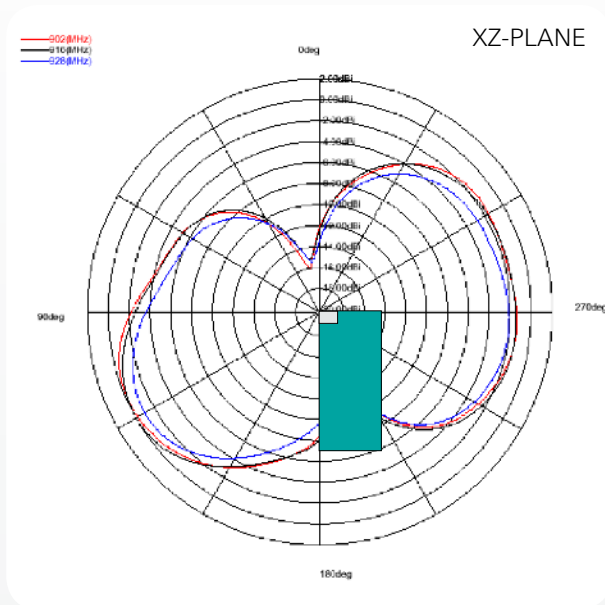


© 2007. All Rights Reserved.

ISM 900MHz Helical SMD-Antenna

Ground cleared under antenna, clearance area 6.00 x 11.00 mm. Pulse Part Number: W3112A

Typical Free space Radiation Patterns



Pulse Finland Oy

Takatie 6
90440 Kempele, Finland

Tel: +358 207 935 500

Fax: +358 207 935 501

www.pulseeng.com/antennas



© 2007. All Rights Reserved.

Mouser Electronics

Authorized Distributor

Click to View Pricing, Inventory, Delivery & Lifecycle Information:

Pulse:

[W3112A-K](#)