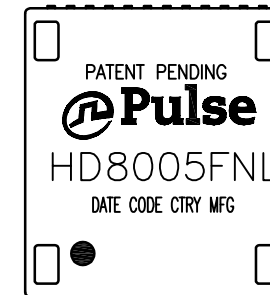


NOTES:

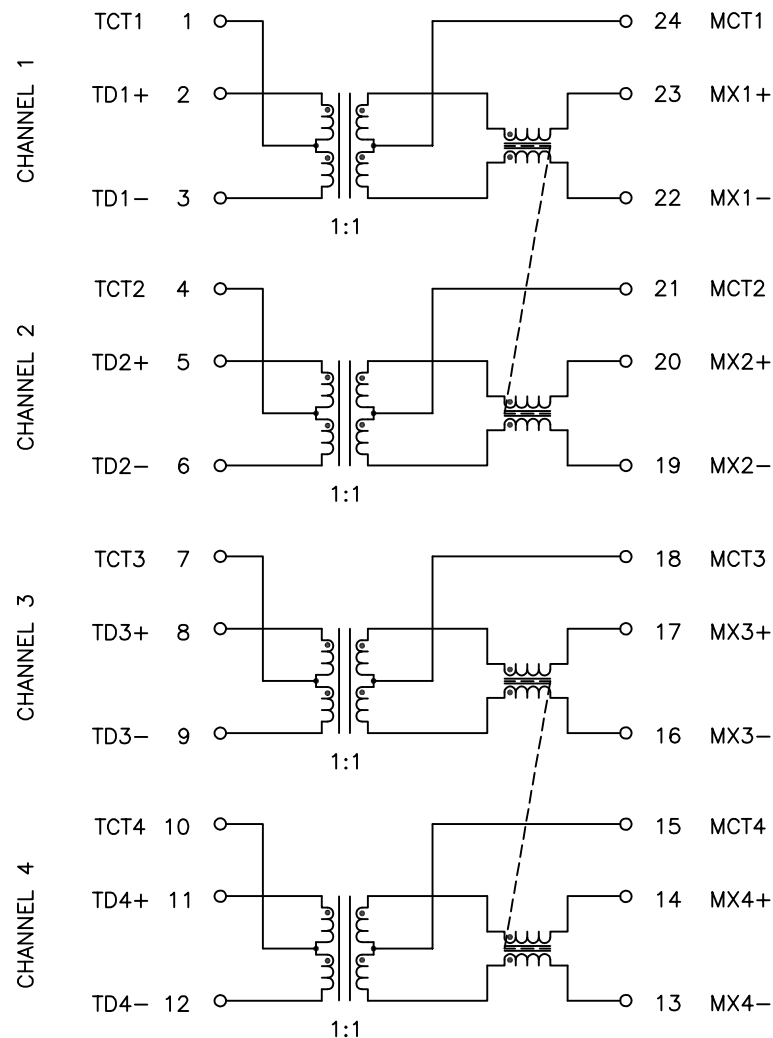
1. ROHS COMPLIANT
2. HEADER: DAP (DIALLYL PHTHALATE) WITH FLAMMABILITY RATING UL 94V-0 OR BETTER.
3. STORAGE TEMPERATURE: -20°C TO +125°C
4. COMPLIANCE TO J-STD:
  - A. J-STD-002: SOLDERABILITY AT 245°C REFLOW PROFILE
  - B. J-STD-020: LEVEL 1, NO MOISTURE SENSITIVE
  - C. J-STD-075: R7, 245°C MAXIMUM THROUGH REFLOW SOLDER
5. TO ORDER TAPE & REEL PACKAGING ADD A "T" SUFFIX TO THE PART NUMBER(i.e HXXXXXXNL BECOMES HXXXXXXNLT).



FINAL OUTLINE

© Copyright, 2017. Pulse Electronics Corp. All rights reserved. Pulse confidential & proprietary. (04/05/17)

PRODUCT DESCRIPTION	TLA DRAWING	PS DRAWING	SHEET	PART NO.	DATASHEET REV.
MDL,SIN,10GPP,1:1,SM,TU	HD8005FNL-10	PS-2746.002-A	1 OF 3	HD8005FNL	C



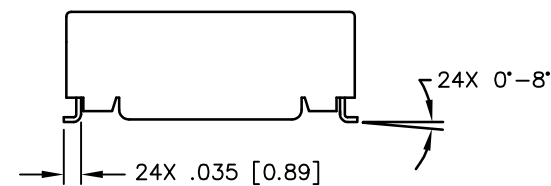
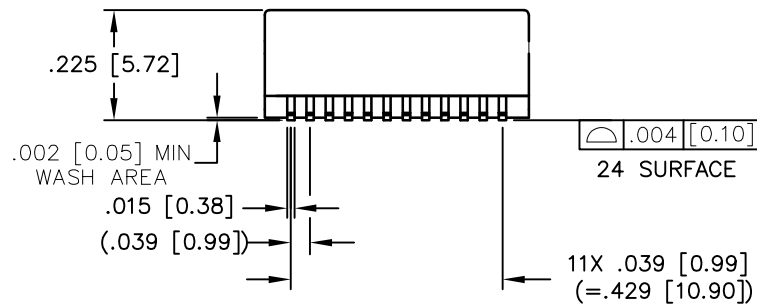
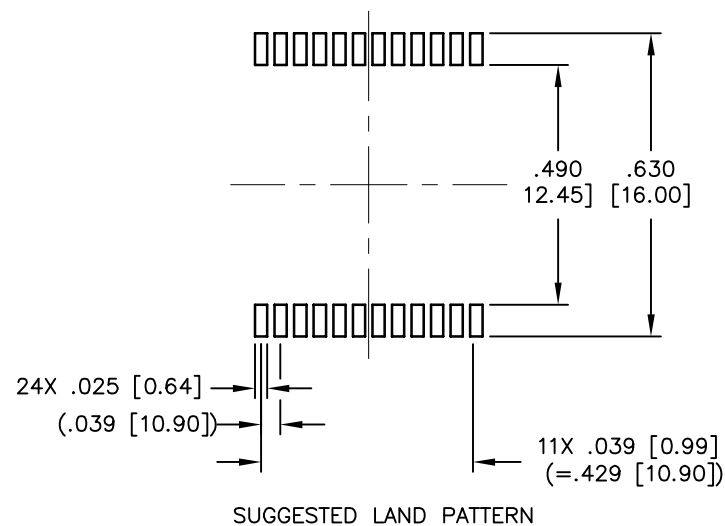
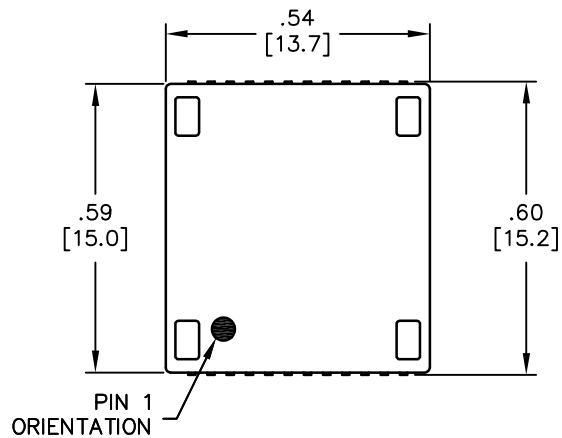
SCHEMATIC

ELECTRICAL CHARACTERISTICS AT +25°C UNLESS OTHER SPECIFIED  
MEETS IEEE 802.3 SPECIFICATION

PARAMETER	SPECIFICATIONS		
OPERATING TEMPERATURE	0°C TO +70°C		
TURNS RATIO	1.00 ± 2%		
POLARITY	PER SCHEMATIC		
INSERTION LOSS (SDD21)	100 KHz	1–400 MHz	
	–3.0 dB MAX	–2.0 dB MAX (–1.0 dB TYP)	
PHY–SIDE RETURN LOSS (SDD11 – Zref = 100 OHMS ± 1%)	1 MHz–40 MHz	100 MHz–400 MHz	
	–20 dB MIN	–20+10*LOG <sub>10</sub> (f/40) dB MIN	
LINE–SIDE RETURN LOSS (SDD22 – Zref = 100 OHMS ± 1%)	1 MHz – 40 MHz	40 MHz – 400 MHz	
	–20 dB MIN	–20+10*LOG <sub>10</sub> (f/40) dB MIN	
INDUCTANCE (OCL)	100 uH MIN @ 100 kHz, 100 mV WITH 15 mA DC BIAS		
CROSSTALK, ADJACENT CHANNELS (SDD21 – ADJ.)	1–100 MHz	100–400 MHz	
	–40 dB MIN	–30 dB MIN	
COMMON MODE REJECTION RATIO (SCC21)	1 MHz–100 MHz	100–300 MHz	300–500 MHz
	–37 dB MIN	–30 dB MIN	–25 dB MIN
COMM. TO DIFF. REJECTION RATIO (SDC12)	1 MHz–100 MHz	100–300 MHz	300–500 MHz
	–40 dB MIN	–30 dB MIN	–25 dB MIN
DC CURRENT CARRING CAPABILITY	1000 mA MAX AT 57 VDC(50W MAX/PAIR, TOTAL 100W MAX)		
INPUT – OUTPUT ISOLATION	1500 VRMS MIN @ 60 SECONDS		

© Copyright, 2017. Pulse Electronics Corp. All rights reserved. Pulse confidential & proprietary. (04/05/17)

PRODUCT DESCRIPTION	TLA DRAWING	PS DRAWING	SHEET	PART NO.	DATASHEET REV.
MDL,SIN,10GPP,1:1,SM,TU	HD8005FNL-10	PS-2746.002-A	2 OF 3	HD8005FNL	C



DIMENSIONS ARE IN INCHES WITH THE FOLLOWING  
TOLERANCES:  
.XX = ±.02  
.XXX = ±.010

© Copyright, 2017. Pulse Electronics Corp. All rights reserved. Pulse confidential & proprietary. (04/05/17)

PRODUCT DESCRIPTION	TLA DRAWING	PS DRAWING	SHEET	PART NO.	DATASHEET REV.
MDL,SIN,10GPP,1:1,SM,TU	HD8005FNL-10	PS-2746.002-A	3 OF 3	HD8005FNL	C

# Mouser Electronics

Authorized Distributor

Click to View Pricing, Inventory, Delivery & Lifecycle Information:

Pulse:

[HD8005FNLT](#)