

SMT Power Inductor

High Current Molded Power Inductor - PA4342.XXXNLT & PM4342.XXXNLT Series



- Ⓟ **Height:** 4.0mm Max
- Ⓟ **Footprint:** 11.5mm x 10.3mm Max
- Ⓟ **Current Rating:** up to 43.0A
- Ⓟ **Inductance Range:** 0.15uH to 68.0uH
- Ⓟ Shielded construction and compact design
- Ⓟ High current, low DCR, and high efficiency
- Ⓟ Minimized acoustic noise and minimized leakage flux
- Ⓟ 200Vdc Isolation between terminal and core

Electrical Specifications @ 25°C - Operating Temperature -55°C to +125°C

Commercial ^{1,6,7}	Automotive ^{6,7}	Inductance ⁵ 100KHz, 1V	Rated ³ Current	DC Resistance		Saturation ² Current
				TYP.	MAX.	
		uH	A	mΩ	mΩ	A
PA4342.151NLT	PM4342.151NLT	0.15*	43	0.5	0.6	75
PA4342.221NLT	PM4342.221NLT	0.22	35	0.8	1.0	60
PA4342.271NLT	PM4342.271NLT	0.27	33	0.82	1.0	60
PA4342.331NLT	PM4342.331NLT	0.33	31	1.0	1.2	60
PA4342.361NLT	PM4342.361NLT	0.36	31	1.05	1.2	60
PA4342.391NLT	PM4342.391NLT	0.39	30	1.1	1.3	60
PA4342.451NLT	PM4342.451NLT	0.45	29	1.3	1.5	45
PA4342.471NLT	PM4342.471NLT	0.47	28	1.3	1.5	43
PA4342.561NLT	PM4342.561NLT	0.56	25	1.6	1.8	40
PA4342.681NLT	PM4342.681NLT	0.68	22	2.4	2.7	39
PA4342.881NLT	PM4342.881NLT	0.88	20	2.5	2.9	38
PA4342.102NLT	PM4342.102NLT	1.00	18	3.0	3.3	36
PA4342.122NLT	PM4342.122NLT	1.20	17	3.3	3.8	33
PA4342.152NLT	PM4342.152NLT	1.50	16	4.0	4.6	33
PA4342.222NLT	PM4342.222NLT	2.20	12	6.5	7.0	27
PA4342.252NLT	PM4342.252NLT	2.50	11.5	7.9	8.7	23
PA4342.332NLT	PM4342.332NLT	3.30	11	10.8	11.8	20
PA4342.402NLT	PM4342.402NLT	4.00	10.2	13	15	18
PA4342.472NLT	PM4342.472NLT	4.70	10	15	15.5	17
PA4342.562NLT	PM4342.562NLT	5.60	9.0	17	19.3	14
PA4342.682NLT	PM4342.682NLT	6.80	8.5	17.5	23.3	13.5

SMT Power Inductor

High Current Molded Power Inductor - PA4342.XXXNLT & PM4342.XXXNLT Series



Electrical Specifications @ 25°C - Operating Temperature -55°C to +125°C

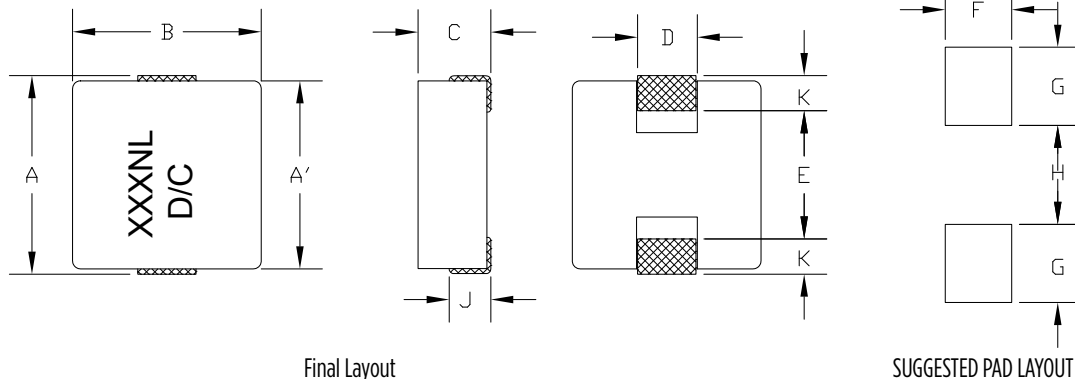
Commercial ⁶	Automotive ⁶	Inductance ⁵ 100KHz, 1V	Rated ³ Current	DC Resistance		Saturation ² Current
				TYP.	MAX.	
		uH	A	mΩ	mΩ	A
PA4342.822NLT	PM4342.822NLT	8.2	8.0	20	25.5	12.5
PA4342.103NLT	PM4342.103NLT	10	7.5	27	30	12
PA4342.153NLT	PM4342.153NLT	15	6.25	40	45	10
PA4342.223NLT	PM4342.223NLT	22	5.0	64	74	7.0
PA4342.273NLT	PM4342.273NLT	27	4.0	86	100	6.0
PA4342.333NLT	PM4342.333NLT	33	3.5	92	112	5.0
PA4342.473NLT	PM4342.473NLT	47	3.0	145	167	4.5
PA4342.683NLT	PM4342.683NLT	68	2.0	205	240	3.0

Notes:

- Actual temperature of the component during system operation (ambient plus temperature rise) must be within the standard operating range.
- The saturation current is the current at which the initial inductance drops approximately 30% at the stated ambient temperature. This current is determined by placing the component in the specified ambient environment and applying a short duration pulse current (to eliminate self-heating effect) to the component.
- The rated current is the DC current required to raise the component temperature by approximately 40°C. Take note that the components' performance varies depending on the system condition. It is suggested that the component be tested at the system level, to verify the temperature rise of the component during system operation.
- The part temperature (ambient+temp rise) should not exceed 125°C under worst case operating conditions. Circuit design, PCB trace size and thickness, airflow and other cooling provisions all affect the part temperature. Part temperature should be verified in the end application.
- Please note that the inductance tolerance of all parts are +/-20% except those indicated with a * which are +/-30%.
- Parts shown in bold are standard catalog parts and are available through sample stock and distribution. Parts in lighter font are available but are not necessarily held in sample stock or distribution **and lead times may be longer**. Please contact Pulse for availability.
- Both the PA and PM part numbers are AEC-Q200 qualified parts. The PM part numbers have full automotive IATF16949 certification. The PM part number dimensions are 100% tested in production but do not necessarily meet a product capability index (Cpk)> 1.33 and therefore may not strictly conform to PPAP.
- Special Characteristics

Mechanical

PA4342/PM4342



Final Layout

SUGGESTED PAD LAYOUT

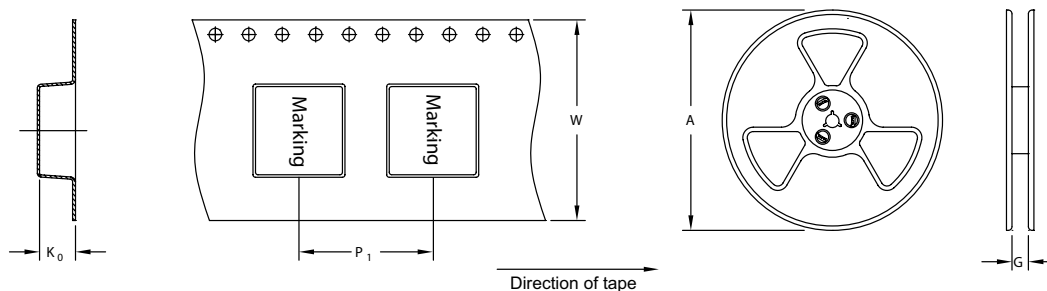
Series	Mechanical	A	A'	B	C	D	E	F	J	K	G	H
PA4342/PM4342	Footprint 2	11.5 Max	10.3 Max	10.3 Max	4.0 Max	(3.0)	(6.4)	(3.5)	2.4 Max	2.6 Max	(4.1)	(5.4)

All Dimensions in mm.

SMT Power Inductor

High Current Molded Power Inductor - PA4342.XXXNLT & PM4342.XXXNLT Series

TAPE & REEL INFO

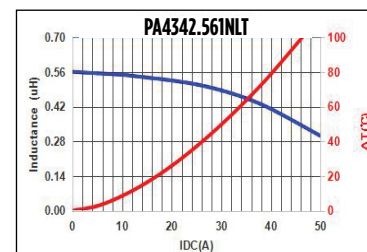
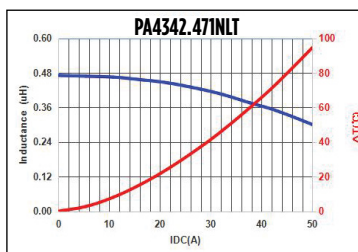
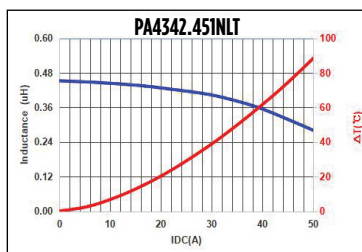
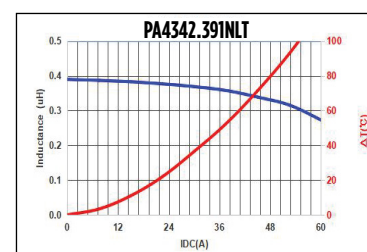
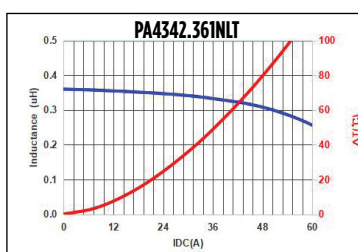
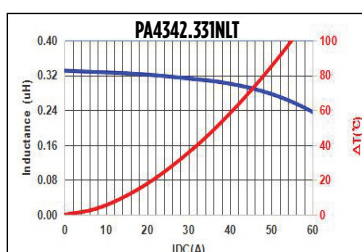
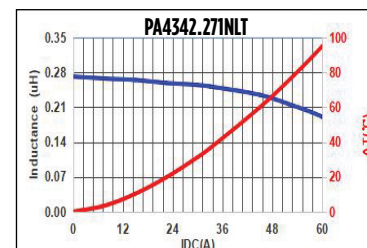
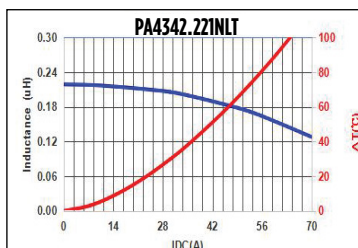
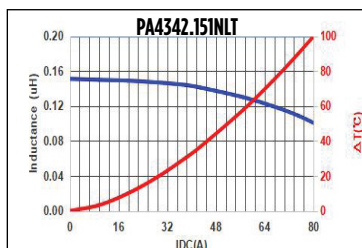


SURFACE MOUNTING TYPE, REEL/TAPE LIST

	REEL SIZE (mm)		TAPE SIZE (mm)			QTY PCS/REEL
	A	G	P ₁	W	K ₀	
PA4342/PM4342	Ø330	24	16	24	4.5	500

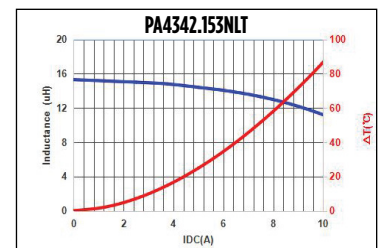
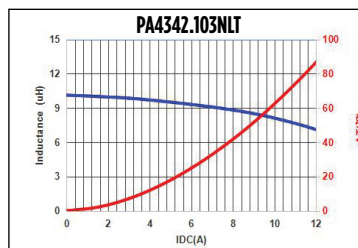
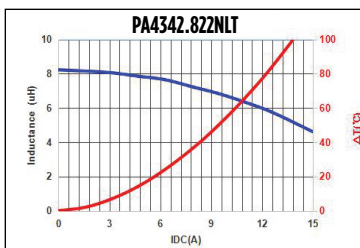
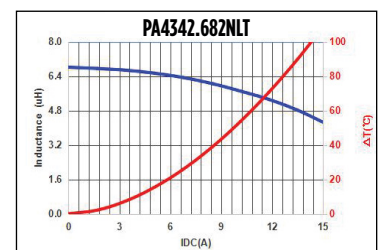
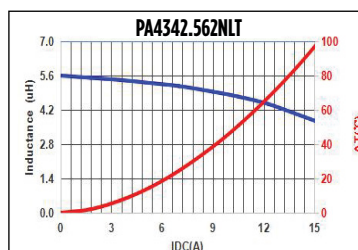
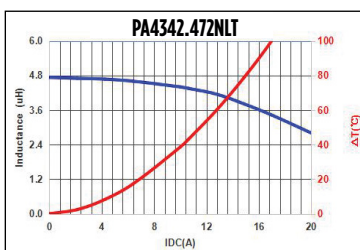
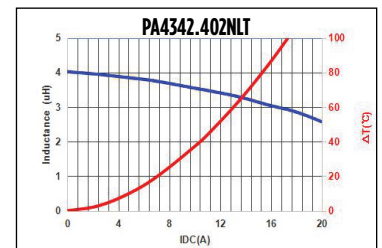
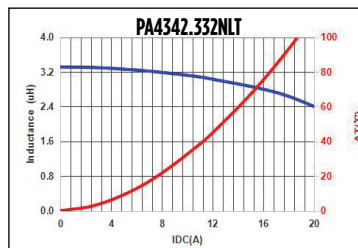
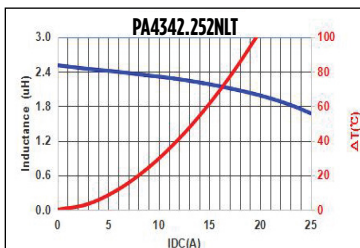
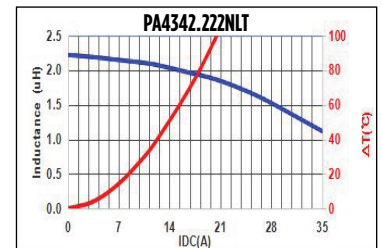
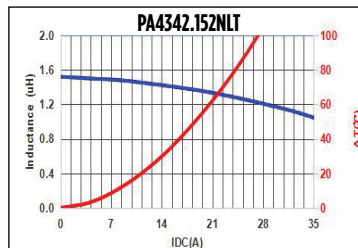
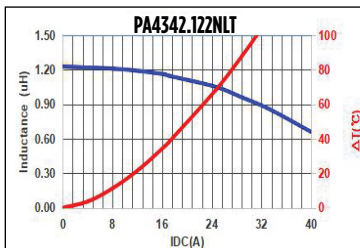
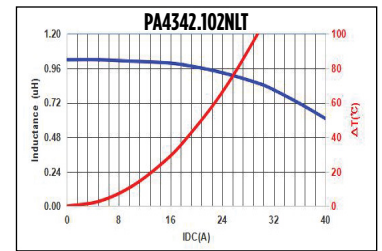
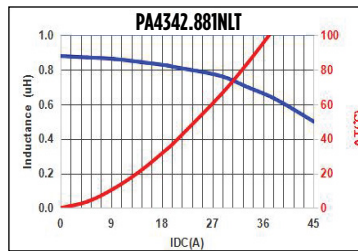
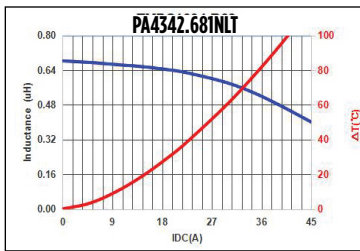
Typical Performance Curves

PA4342.XXXNLT and PM4342.XXXNLT



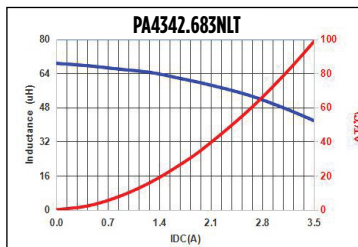
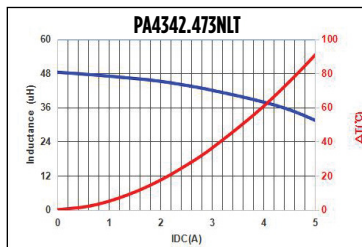
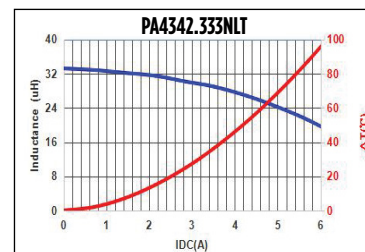
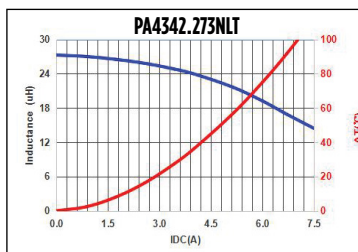
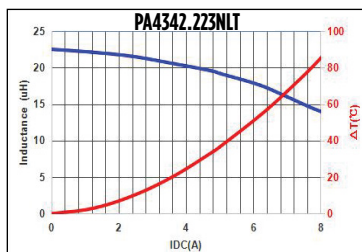
SMT Power Inductor

High Current Molded Power Inductor - PA4342.XXXNLT & PM4342.XXXNLT Series



SMT Power Inductor

High Current Molded Power Inductor - PA4342.XXXNLT & PM4342.XXXNLT Series



For More Information:

Americas - prodinfo_power@pulseelectronics.com | Europe - power-apps-europe@pulseelectronics.com | Asia - power-apps-asia@pulseelectronics.com

Performance warranty of products offered on this data sheet is limited to the parameters specified. Data is subject to change without notice. Other brand and product names mentioned herein may be trademarks or registered trademarks of their respective owners. © Copyright, 2020. Pulse Electronics, Inc. All rights reserved.

Mouser Electronics

Authorized Distributor

Click to View Pricing, Inventory, Delivery & Lifecycle Information:

Pulse:

<u>PM4342.221NLT</u>	<u>PM4342.222NLT</u>	<u>PM4342.223NLT</u>	<u>PM4342.252NLT</u>	<u>PM4342.271NLT</u>	<u>PM4342.273NLT</u>
<u>PM4342.103NLT</u>	<u>PM4342.122NLT</u>	<u>PM4342.151NLT</u>	<u>PM4342.152NLT</u>	<u>PM4342.153NLT</u>	<u>PM4342.681NLT</u>
<u>PM4342.682NLT</u>	<u>PM4342.683NLT</u>	<u>PM4342.822NLT</u>	<u>PM4342.331NLT</u>	<u>PM4342.881NLT</u>	<u>PM4342.471NLT</u>
<u>PM4342.472NLT</u>	<u>PM4342.473NLT</u>	<u>PM4342.561NLT</u>	<u>PM4342.102NLT</u>	<u>PM4342.562NLT</u>	<u>PM4342.332NLT</u>
<u>PM4342.333NLT</u>	<u>PM4342.361NLT</u>	<u>PM4342.391NLT</u>	<u>PM4342.402NLT</u>	<u>PM4342.451NLT</u>	