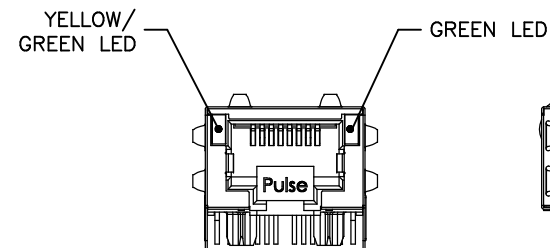



NOTES:

1.

NOTICE:	THIS IS A RoHS COMPLIANT AND HALOGEN-FREE COMPONENT/PRODUCT.
RoHS+HF ✓	

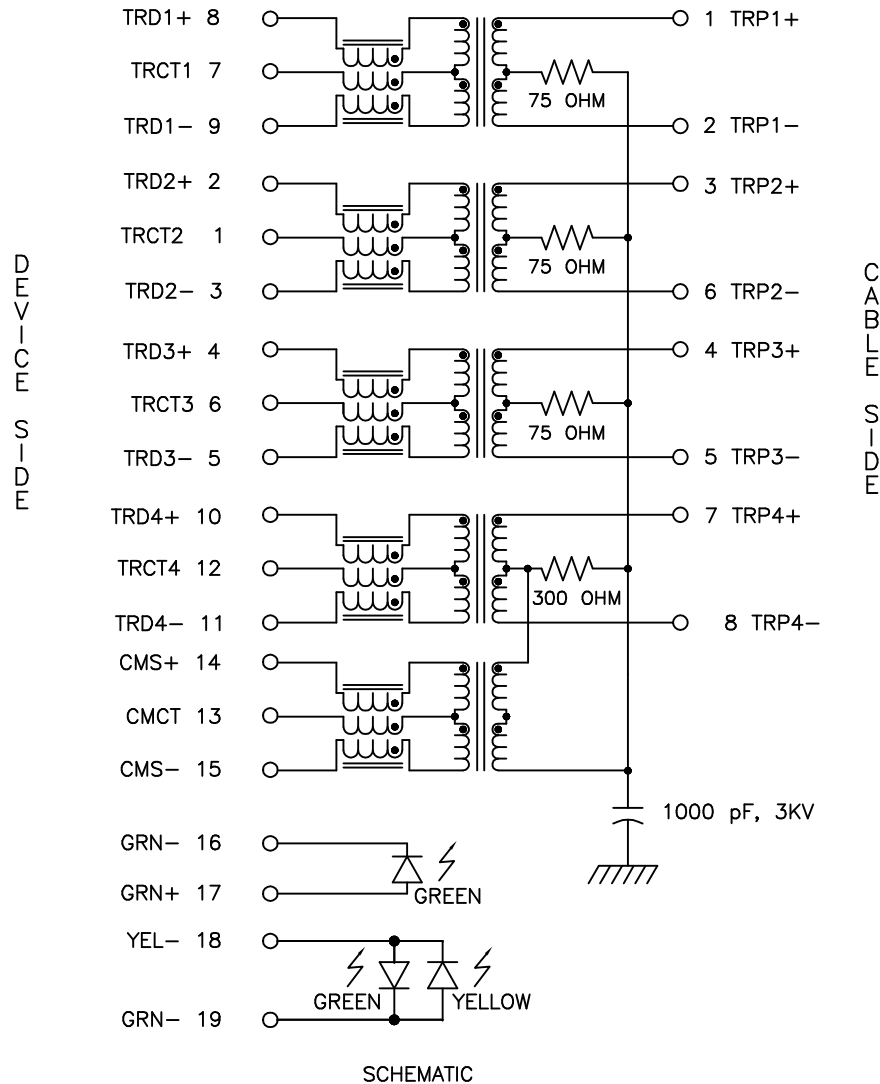
2. PLASTIC HOUSING: THERMOPLASTIC MATERIAL WITH FLAMMABILITY RATING UL 94V-0 OR BETTER.
3. CONTACTS PLATING: 50 MICRO-INCH GOLD PLATING.
4. SIGNAL SOLDER PINS: TIN PLATED.
5. METAL SHIELD: NICKEL PLATED COPPER.
6. JACK CAVITY CONFORMS TO FCC PART 68 SUBPART F.
7. STORAGE TEMPERATURE: -20°C TO +125°C
8. SOLDERABILITY: COMPLIANT TO ANSI/J-STD-002, IPC/EIA J-STD-003A.
9. OPERATING TEMPERATURE: 0°C TO +70°C.
10. STORAGE TEMPERATURE: -20°C TO +125°C.
11. JEDEC MOISTURE: LEVEL 1.



FINAL OUTLINE

© Copyright, 2016. Pulse Electronics Corp. All rights reserved. Pulse confidential & proprietary. (7/13/16)

PRODUCT DESCRIPTION	TLA DRAWING	PS DRAWING	SHEET	PART NO.	DATASHEET REV.
CONN,RJ45,1X1,10G,5C	JT4-1160HL-10	PS-2615-001-C	1 OF 5	JT4-1160HL	C



ELECTRICAL CHARACTERISTICS AT +25°C UNLESS OTHER SPECIFIED

PARAMETER	SPECIFICATIONS		
OPERATING TEMP	0°C TO +70°C		
URNS RATIO	1.00 ± 2%		
POLARITY	PER SCHEMATIC		
INSERTION LOSS (DATA CHANNELS)	100 KHz	1–400 MHz	
	–3.0 dB MAX	–2.0 dB MAX (–1.4 dB TYP)	
INSERTION LOSS (CM SENSE CHANNELS)	3–500 MHz		
	–5.0 dB MAX (–4 dB TYP)		
RETURN LOSS (Z OUT = 100 OHM ± 1%)	1–100 MHz	100 MHz–500 MHz	
	–22 dB MIN	–22 + 18.27*LOG (f/100)	
INDUCTANCE (OCL)	180 uH MIN @ 100 kHz, 100 mV		
CROSSTALK, ADJACENT CHANNELS	1–100 MHz	100–500 MHz	
	–28 dB MIN	–19 dB MIN	
COMMON MODE REJECTION RATIO	1–100 MHz	100–300 MHz	300–500 MHz
	–35 dB MIN	–30 dB MIN	–25 dB MIN
COMMON TO DIFFERENTIAL MODE REJECTION (CDMR)	1–250 MHz		250–500 MHz
	–30 dB MIN		–22 dB MIN
INPUT – OUTPUT ISOLATION	1500 VAC MIN @ 60 SECONDS		

NOTE: f IS FREQUENCY IN MHz.

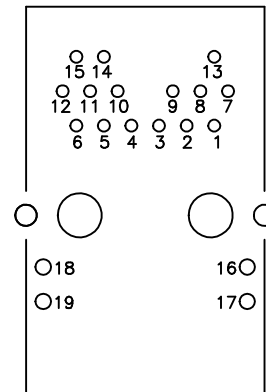
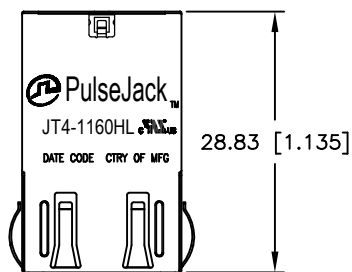
EMMITTED COLOR	GREEN	YELLOW
WAVELENGTH (nm)	565	588
POWER DISSIPATION (Pd)	105 mW MAX	100 mW MAX
DC FORWARD CURRENT	25 mA MAX	30 mA MAX
FORWARD VOLTAGE (VF) @20mA	2.2 V TYP	2.1 V TYP

BICOLOR

NOTE: PER VENDOR'S SPECIFICATION

© Copyright, 2016. Pulse Electronics Corp. All rights reserved. Pulse confidential & proprietary. (7/13/16)

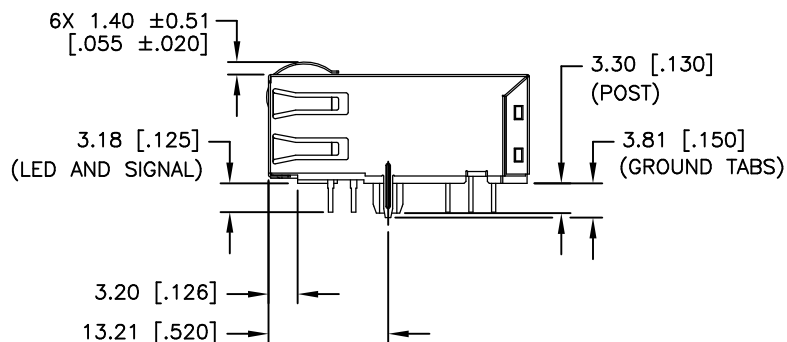
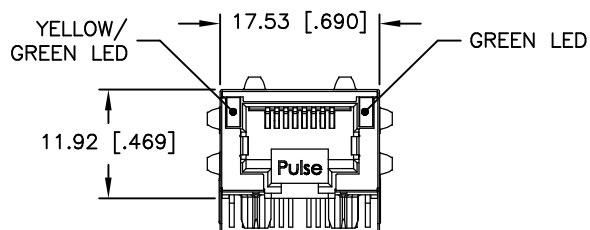
PRODUCT DESCRIPTION	TLA DRAWING	PS DRAWING	SHEET	PART NO.	DATASHEET REV.
CONN,RJ45,1X1,10G,5C	JT4-1160HL-10	PS-2615-001-C	2 OF 5	JT4-1160HL	C



PIN ASSIGNMENT

1	TRCT2
2	TRD2+
3	TRD2-
4	TRD3+
5	TRD3-
6	TRCT3
7	TRCT1
8	TRD1+
9	TRD1-
10	TRD4+
11	TRD4-
12	TRCT4
13	CMCT
14	CMS+
15	CMS-
16	GREEN-
17	GREEN+
18	YELLOW-
19	GREEN-

PIN ASSIGNMENT, VIEWED FROM COMPONENT SIDE

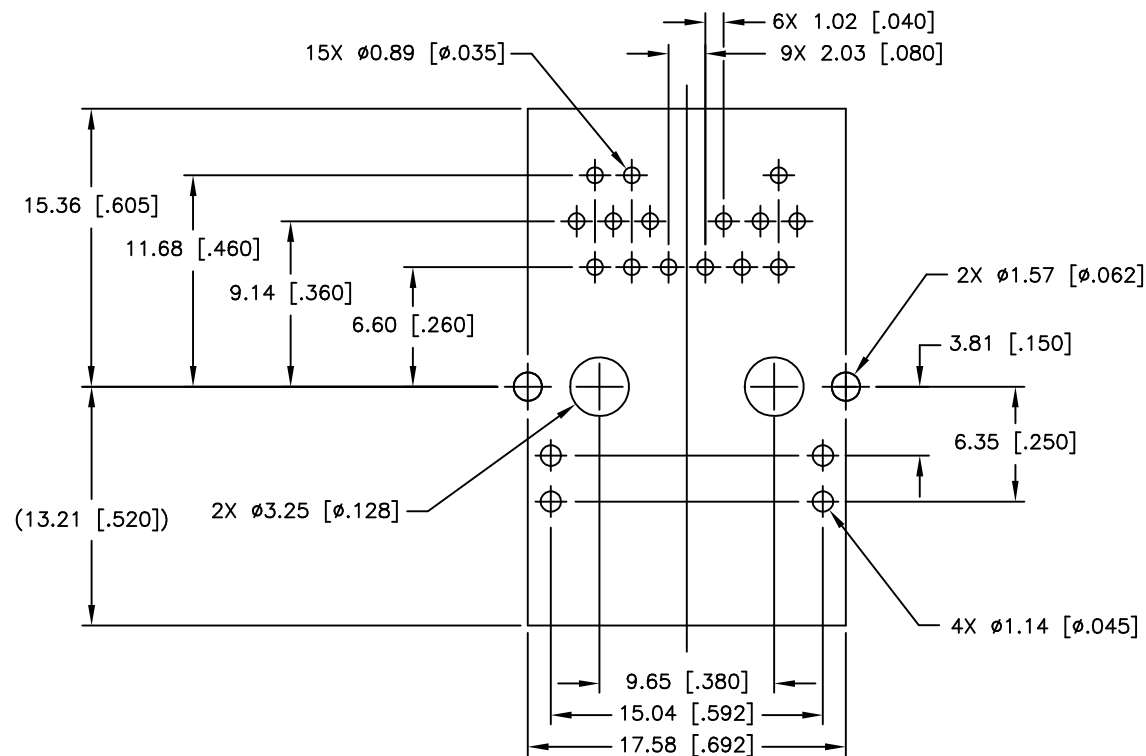


ALL DIMENSION ARE SHOWN IN MILLIMETERS.
DIMENSIONS SHOWN IN BRACKETS ARE
INCHES. UNLESS OTHERWISE SPECIFIED,
THE FOLLOWING TOLERANCES APPLY:

X.XX [.XXX] = ±0.25 [±.010]

© Copyright, 2016. Pulse Electronics Corp. All rights reserved. Pulse confidential & proprietary. (7/13/16)

PRODUCT DESCRIPTION	TLA DRAWING	PS DRAWING	SHEET	PART NO.	DATASHEET REV.
CONN,RJ45,1X1,10G,5C	JT4-1160HL-10	PS-2615-001-C	3 OF 5	JT4-1160HL	C

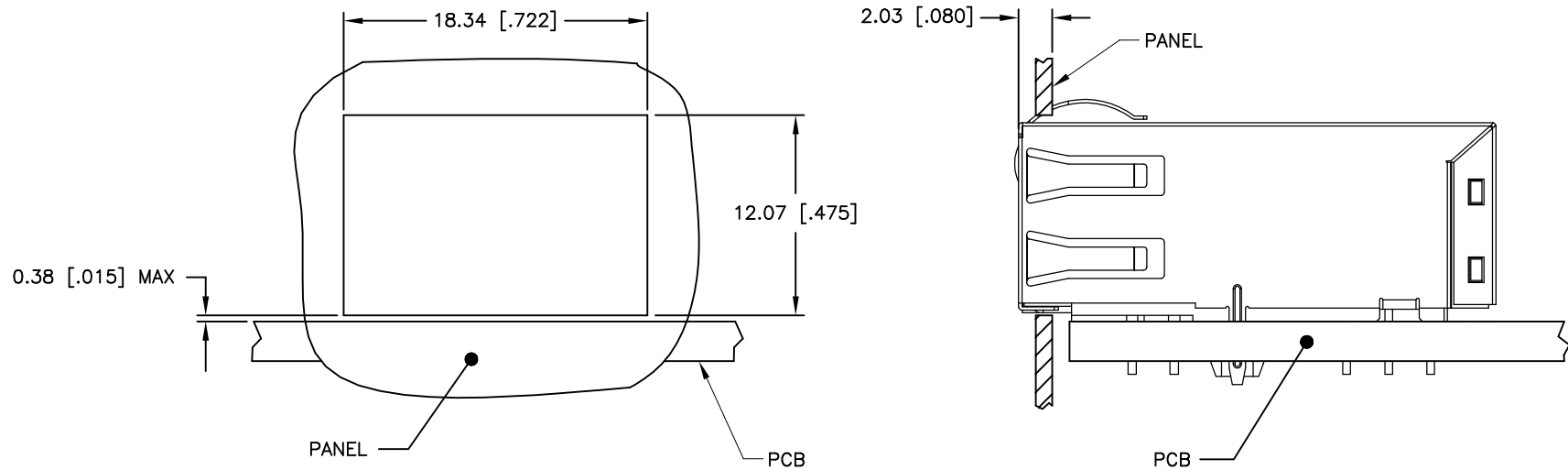


SUGGESTED FOOTPRINT (COMPONENT SIDE SHOWN)

ALL DIMENSION ARE SHOWN IN MILLIMETERS.
DIMENSIONS SHOWN IN BRACKETS ARE
INCHES. UNLESS OTHERWISE SPECIFIED,
THE FOLLOWING TOLERANCES APPLY:
X.XX [.XXX] = ± 0.08 [± 0.003]

© Copyright, 2016. Pulse Electronics Corp. All rights reserved. Pulse confidential & proprietary. (7/13/16)

PRODUCT DESCRIPTION	TLA DRAWING	PS DRAWING	SHEET	PART NO.	DATASHEET REV.
CONN,RJ45,1X1,10G,5C	JT4-1160HL-10	PS-2615-001-C	4 OF 5	JT4-1160HL	C



SUGGESTED PANEL CUTOUT

ALL DIMENSION ARE SHOWN IN MILLIMETERS.
DIMENSIONS SHOWN IN BRACKETS ARE
INCHES. UNLESS OTHERWISE SPECIFIED,
THE FOLLOWING TOLERANCES APPLY:
X.XX [.XXX] = ± 0.10 [± 0.004]

© Copyright, 2016. Pulse Electronics Corp. All rights reserved. Pulse confidential & proprietary. (7/13/16)

PRODUCT DESCRIPTION	TLA DRAWING	PS DRAWING	SHEET	PART NO.	DATASHEET REV.
CONN,RJ45,1X1,10G,5C	JT4-1160HL-10	PS-2615-001-C	5 OF 5	JT4-1160HL	C

Mouser Electronics

Authorized Distributor

Click to View Pricing, Inventory, Delivery & Lifecycle Information:

Pulse:

JT4-1160HL