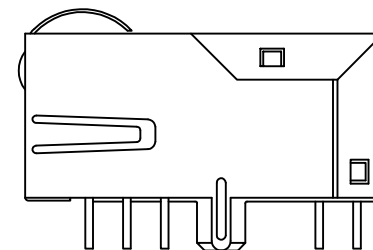
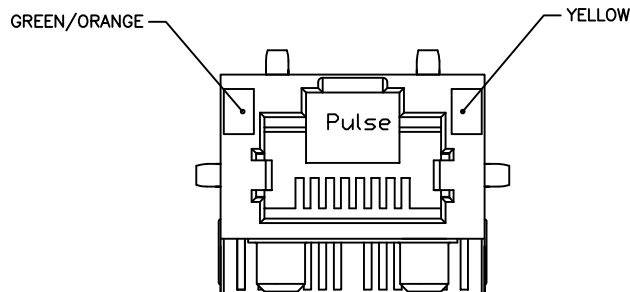
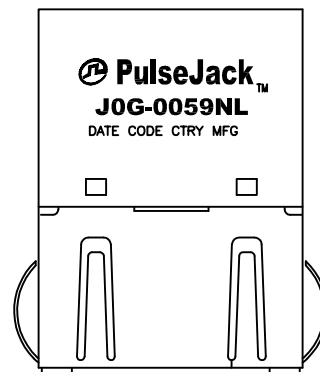


NOTES:

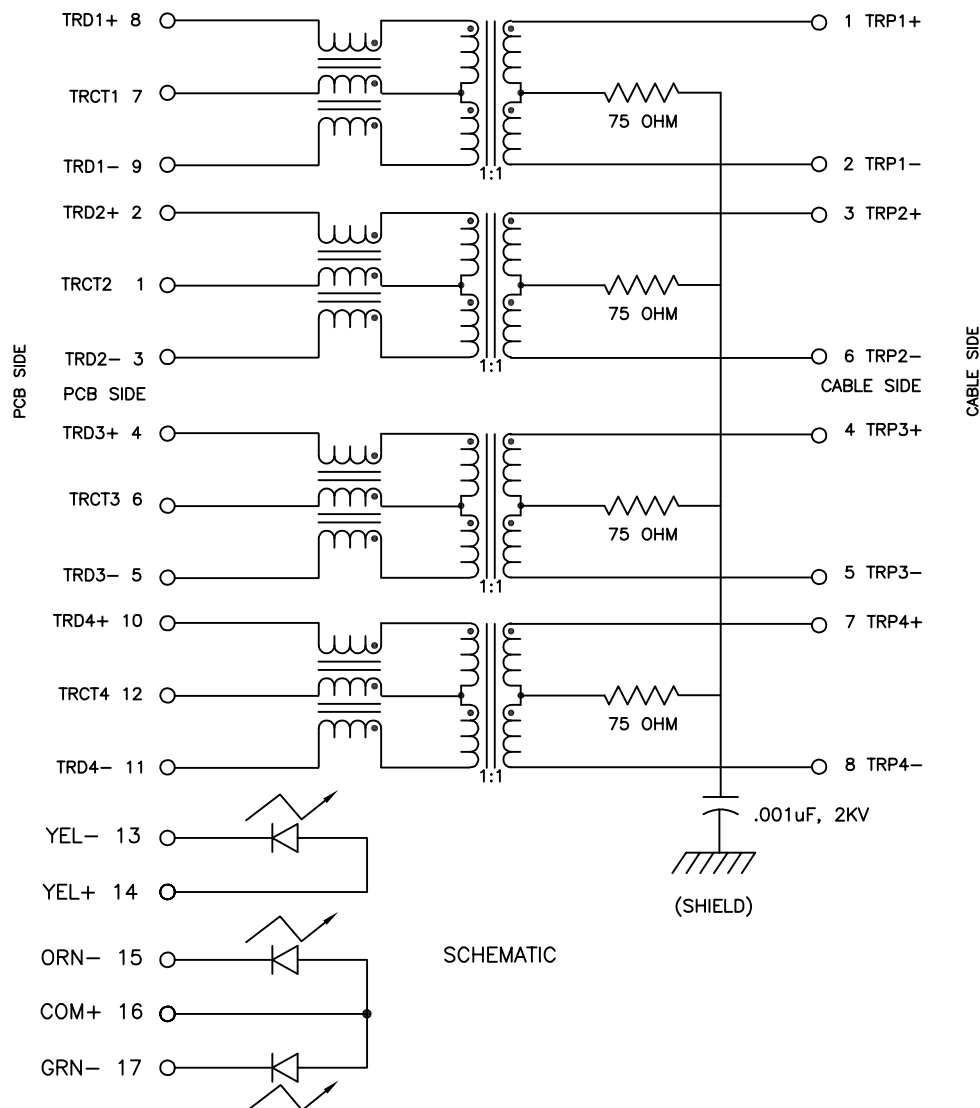
1. ROHS COMPLIANT
2. PLASTIC HOUSING: THERMOPLASTIC MATERIAL WITH FLAMMABILITY RATING UL 94V-0 OR BETTER.
3. CONTACTS PLATING: 50 MICROINCHES GOLD PLATING.
4. CONTACTS BASE MATERIAL: PHOSPHOR BRONZE
5. UNDER PLATING: 30-50u INCHES NICKEL
6. SOLDER TAIL PLATING : 150-300 MICROINCHES 100% TIN, MATTE FINISH.
7. METAL SHIELD: NICKEL PLATING ON COPPER ALLOY.
8. JACK CAVITY CONFORMS TO FCC RULES AND REGULATIONS PART 68 SUBPART F.
9. PCB PLATING: EG
10. STORAGE TEMPERATURE: -20°C TO +125°C
11. COMPLIANCE TO J-STD:
 - A. J-STD-002: SOLDERABILITY AT 245°C DIP AND LOOK TEST
 - B. J-STD-020: LEVEL 1, NO MOISTURE SENSITIVE
 - C. J-STD-075: W2, 270°C MAXIMUM THROUGH WAVE SOLDER



FINAL OUTLINE

© Copyright, 2015. Pulse Electronics Corp. All rights reserved. Pulse confidential & proprietary. (12/11/15)

PRODUCT DESCRIPTION	TLA DRAWING	PS DRAWING	SHEET	PART NO.	DATASHEET REV.
CONN,RJ45,1X1,1GD,1:1,TY	JOG-0059NL-10	PS-2300.001-G	1 OF 4	JOG-0059NL	A



ELECTRICAL CHARACTERISTICS AT +25°C UNLESS OTHERWISE SPECIFIED
(FOR REFERENCE ONLY. USED FOR CUSTOMER INFORMATION.)

PARAMETER	SPECIFICATION	
OPERATING TEMP	0°C TO +70°C	
TURNS RATIO	1 : 1 ±2%	
POLARITY	PER SCHEMATIC	
INSERTION LOSS	100 KHz TO 125 MHz	
	-1.2 dB MAX	
RETURN LOSS, 1000BT (Z OUT = 85 , 100 AND 115 OHMS)	1-40 MHz	40-100 MHz
	-18 dB MIN	-12+20*LOG ₁₀ (f/80 MHz) dB MIN
INDUCTANCE (OCL) (MEDIA SIDE, 0°C TO +70°C)	350 uH MIN (MEASURED AT 100 KHz, 100 mVRMS AND WITH 8 mA DC BIAS)	
CROSSTALK, ADJACENT CHANNELS	1-100 MHz	
	-35 dB TYP	
COMMON MODE REJECTION RATIO	100 KHz TO 100 MHz	
	-30 dB MIN	
INPUT - OUTPUT ISOLATION	2250 VDC MIN AT 60 SECONDS	

NOTE: f IS FREQUENCY IN MHZ.

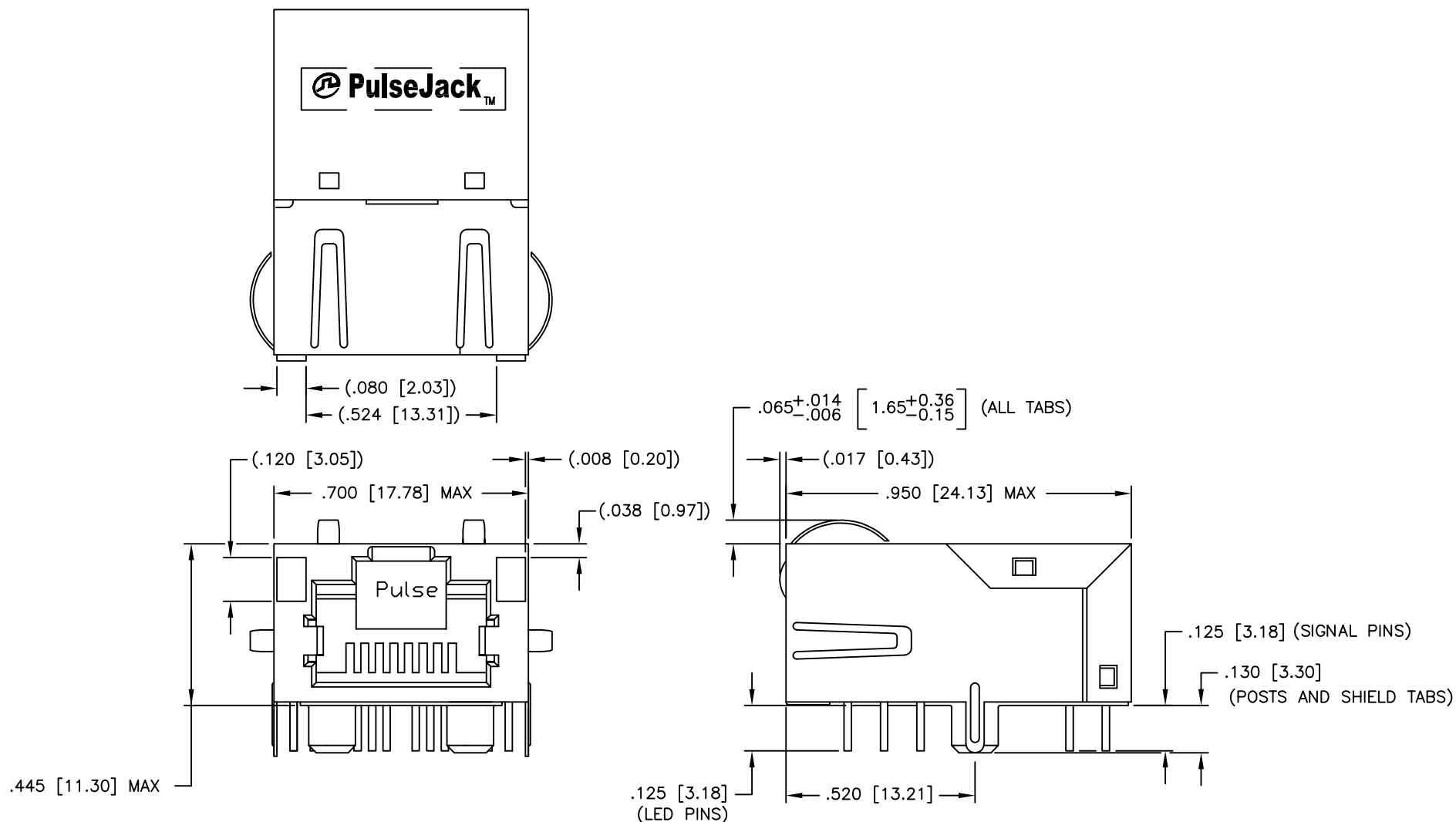
EMMITTED COLOR	GREEN	ORANGE	YELLOW
WAVELENGTH (nm)	565	607	588
POWER DISSIPATION (Pd)	105 mW MAX	105 mW MAX	100 mW MAX
DC FORWARD CURRENT	25 mA MAX	30 mA MAX	30 mA MAX
FORWARD VOLTAGE (VF) @20mA	2.2 V TYP	2.0 V TYP	2.1 V TYP

BICOLOR

NOTE: PER VENDOR'S SPECIFICATION

© Copyright, 2015. Pulse Electronics Corp. All rights reserved. Pulse confidential & proprietary. (12/11/15)

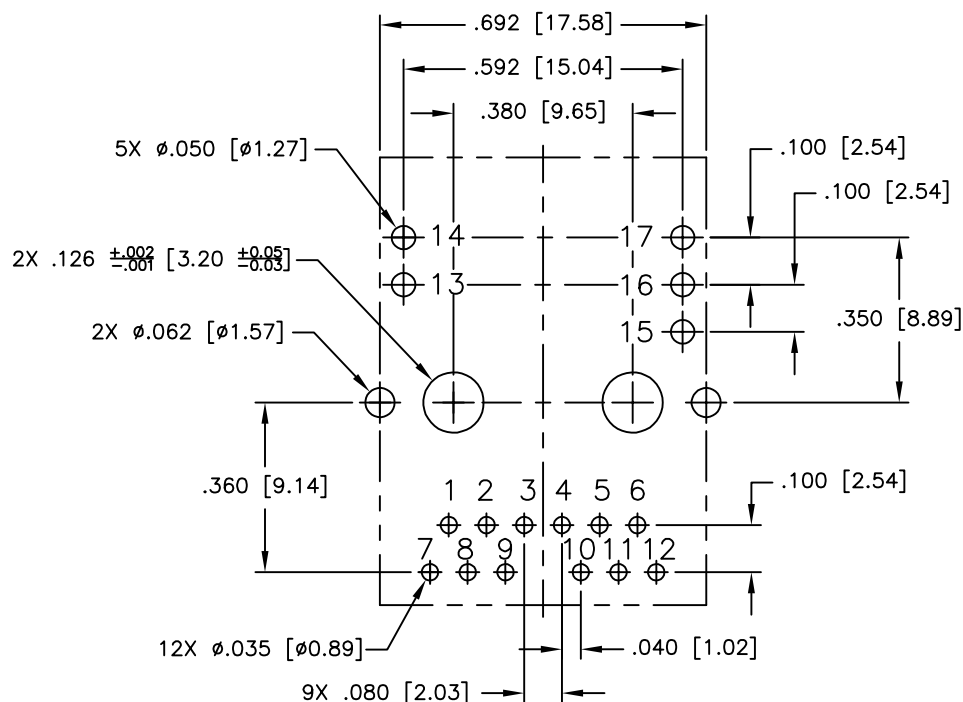
PRODUCT DESCRIPTION	TLA DRAWING	PS DRAWING	SHEET	PART NO.	DATASHEET REV.
CONN,RJ45,1X1,1GD,1:1,TY	JOG-0059NL-10	PS-2300.001-G	2 OF 4	JOG-0059NL	A



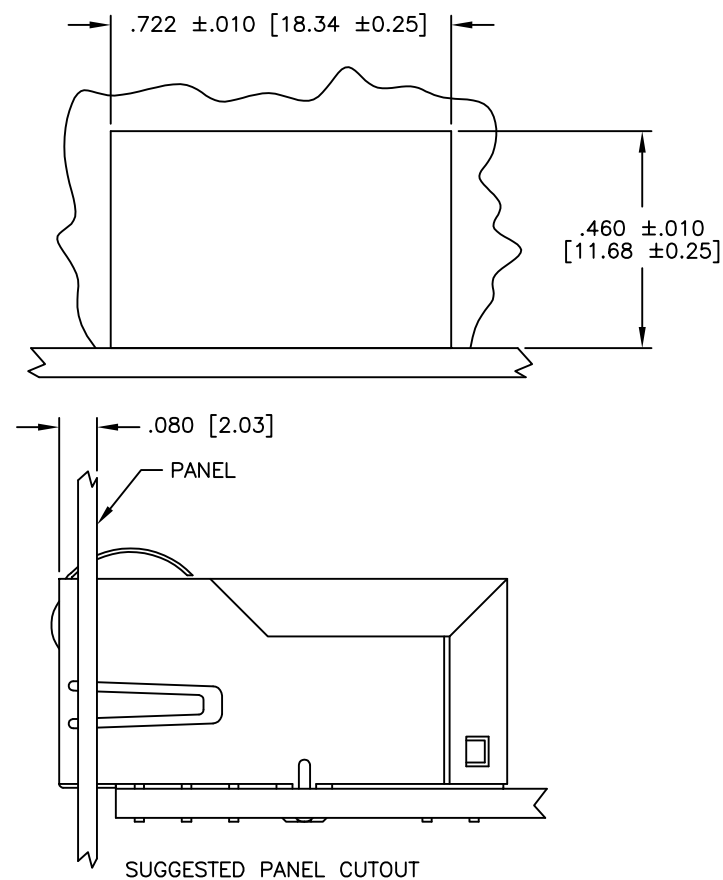
DIMENSIONS ARE IN INCHES [MILLIMETERS] WITH THE FOLLOWING TOLERANCES: [MILLIMETERS] ARE FOR REFERENCE ONLY.
.XXX= ± 0.010 [± 0.25]

© Copyright, 2015. Pulse Electronics Corp. All rights reserved. Pulse confidential & proprietary. (12/11/15)

PRODUCT DESCRIPTION	TLA DRAWING	PS DRAWING	SHEET	PART NO.	DATASHEET REV.
CONN,RJ45,1X1,1GD,1:1,TY	JOG-0059NL-10	PS-2300.001-G	3 OF 4	JOG-0059NL	A



SUGGESTED FOOTPRINT (COMPONENT SIDE SHOWN)



SUGGESTED PANEL CUTOUT

DIMENSIONS ARE IN INCHES [MILLIMETERS] WITH THE FOLLOWING
TOLERANCES: [MILLIMETERS] ARE FOR REFERENCE ONLY.
.XXX= ± 0.003 [± 0.08]

© Copyright, 2015. Pulse Electronics Corp. All rights reserved. Pulse confidential & proprietary. (12/11/15)

PRODUCT DESCRIPTION	TLA DRAWING	PS DRAWING	SHEET	PART NO.	DATASHEET REV.
CONN,RJ45,1X1,1GD,1:1,TY	JOG-0059NL-10	PS-2300.001-G	4 OF 4	JOG-0059NL	A

Mouser Electronics

Authorized Distributor

Click to View Pricing, Inventory, Delivery & Lifecycle Information:

Pulse:

J0G-0059NL