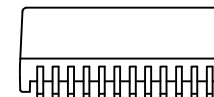



NOTES:

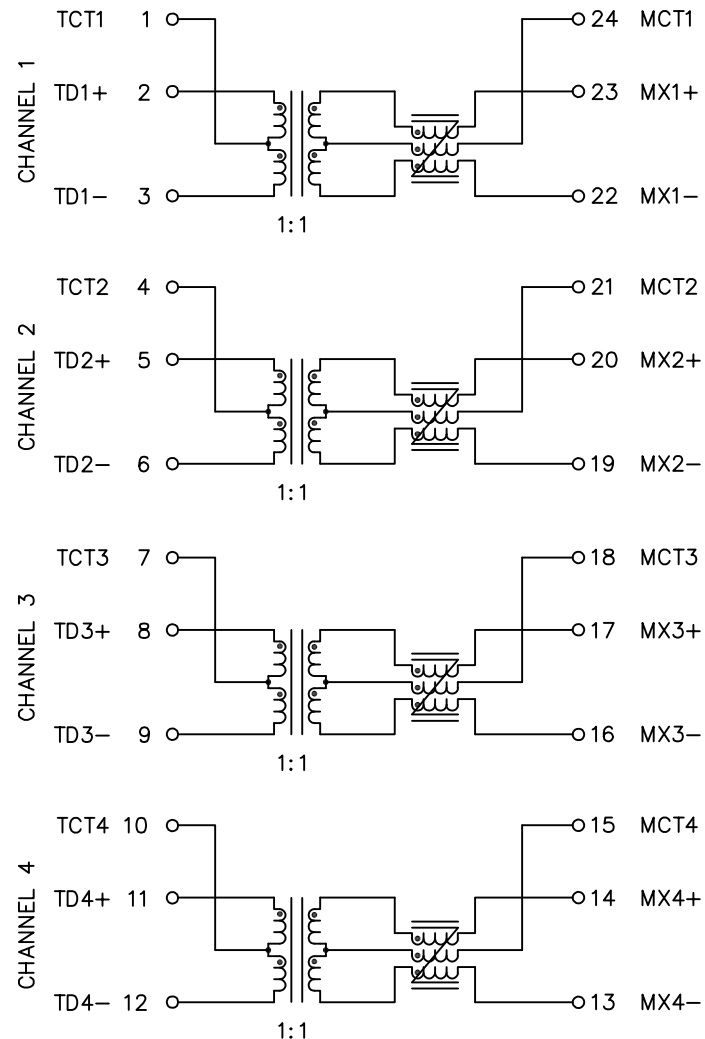
1. ROHS COMPLIANT
2. HEADER: DAP (DIALLYL PHTHALATE) WITH FLAMMABILITY RATING UL 94V-0 OR BETTER.
3. DESIGNED TO SUPPORT HD-BASET AND TESTED WITH VALENS CHIPSET
4. STORAGE TEMPERATURE: -20°C TO +125°C
5. COMPLIANCE TO J-STD:
  - A. J-STD-002: SOLDERABILITY AT 245°C REFLOW PROFILE
  - B. J-STD-020: LEVEL 1, NO MOISTURE SENSITIVE
  - C. J-STD-075: R7, 245°C MAXIMUM THROUGH REFLOW SOLDER
6. TO ORDER TAPE & REEL PACKAGING ADD A "T" SUFFIX TO THE PART NUMBER(i.e HD8008NL BECOMES HD8008NLT).



FINAL OUTLINE

© Copyright, 2015. Pulse Electronics Corp. All rights reserved. Pulse confidential & proprietary. (12/15/15)

PRODUCT DESCRIPTION	TLA DRAWING	PS DRAWING	SHEET	PART NO.	DATASHEET REV.
MDL,SIN,HDBT,1:1,PoEP,SM,TU	HD8008NL-P1	PS-2517.001-A	1 OF 3	HD8008NL	C



SCHEMATIC

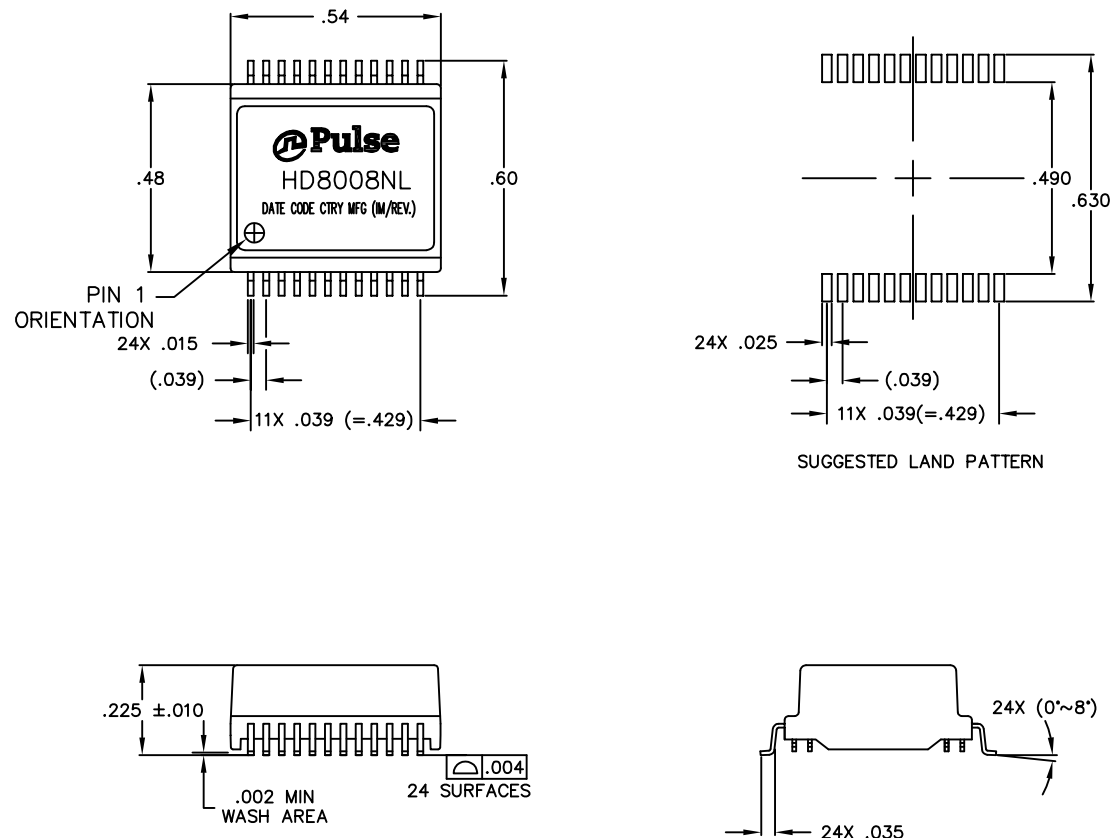
ELECTRICAL CHARACTERISTICS AT +25°C UNLESS OTHER SPECIFIED  
MEETS HDBASET SPECIFICATION

PARAMETER	SPECIFICATIONS		
OPERATING TEMPERATURE	0°C TO 70°C		
URNS RATIO	1.00 ± 2%		
POLARITY	PER SCHEMATIC		
INSERTION LOSS	100 KHz	1-400 MHz	500 MHz
	-3.0 dB MAX	-1.5 dB MAX (-1.0 dB TYP)	-3.0 dB MAX
RETURN LOSS (Z OUT = 100 OHM ± 1%)	1-40 MHz	40 MHz-500 MHz	
	-18 dB MIN	-17 + 10*LOG (f/40)	
INDUCTANCE (OCL)	100 uH MIN ( MEASURED AT 100 KHz, 100 mVRMS) AND WITH 5 mA DC BIAS		
CROSSTALK, ADJACENT CHANNELS	1-100 MHz	100-500 MHz	
	-40 dB MIN	-30 dB MIN	
COMMON MODE REJECTION RATIO	1-100 MHz	100-300 MHz	300-500 MHz
	-35 dB MIN	-30 dB MIN	-25 dB MIN
COMMON TO DIFFERENTIAL MODE REJECTION (CDMR)	1-250 MHz	250-500 MHz	
	-30 dB MIN	-22 dB MIN	
DC CURRENT/ VOLTAGE RATING	TOTAL 600 mA MAX @ 57 V (CONTINUOUS) OR 300 mA MAX/PAIR @ 57 V (CONTINUOUS)		
INPUT - OUTPUT ISOLATION	1500 VRMS MIN @ 60 SECONDS		

NOTE: f IS FREQUENCY IN MHZ.

© Copyright, 2015. Pulse Electronics Corp. All rights reserved. Pulse confidential & proprietary. (12/15/15)

PRODUCT DESCRIPTION	TLA DRAWING	PS DRAWING	SHEET	PART NO.	DATASHEET REV.
MDL,SIN,HDBT,1:1,PoEP,SM,TU	HD8008NL-P1	PS-2517.001-A	2 OF 3	HD8008NL	C



DIMENSIONS ARE IN INCHES WITH THE FOLLOWING,  
TOLERANCES:  
.XX = ±.02 .XXX = ±.010

© Copyright, 2015. Pulse Electronics Corp. All rights reserved. Pulse confidential & proprietary. (12/15/15)

PRODUCT DESCRIPTION	TLA DRAWING	PS DRAWING	SHEET	PART NO.	DATASHEET REV.
MDL,SIN,HDBT,1:1,PoEP,SM,TU	HD8008NL-P1	PS-2517.001-A	3 OF 3	HD8008NL	C

# Mouser Electronics

Authorized Distributor

Click to View Pricing, Inventory, Delivery & Lifecycle Information:

Pulse:

[HD8008NL](#)