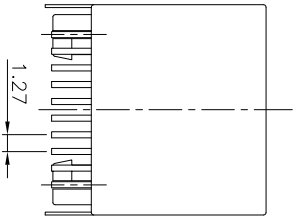
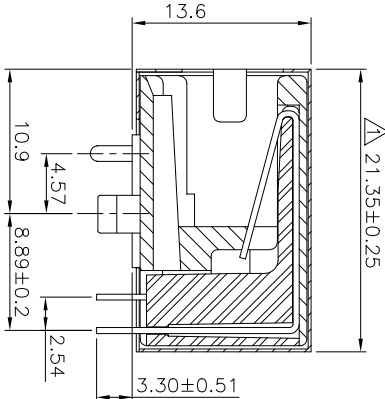
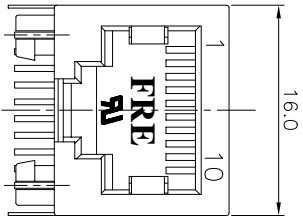


REVISION RECORD				
REV	ECO	DESCRIPTION	DRT	CHKD
Δ		PCB Layout Modify	12/9/05	



NOTES:

ELECTRICAL:

- VOLTAGE RATING : 125 VAC RMS.
- CURRENT RATING : 1.5 AMP.
- CONTACT RESISTANCE : 45 MILLIOHMS MAX.
- INSULATION RESISTANCE: 1000 MEGOHMS MIN @ 500 VDC.
- DIELECTRIC STRENGTH : 1000 VAC RMS 60Hz, 1MIN.

MECHANICAL:

- HOUSING MATERIAL : PBT+30%GF UL94V-0.
INSERT MATERIAL : PBT+30%GF UL94V-0.
- CONTACT MATERIAL : PHOSPHOR BRONZE ϕ 0.46mm.
- PLATING : GOLD PLATING OVER NICKEL.
- OPERATING LIFE : 750 CYCLES MIN.
- PCB RETENTION PRE-SOLDER : 1 LB MIN.
- PCB RETENTION POST-SOLDER: 10 LBS MIN.
- SHIELD PLATING : NICKEL PLATING OVER BRASS .

ENVIRONMENTAL:

- STORAGE : -40°C TO +85°C.
 - OPERATION: -40°C TO +85°C.
 - WAVE SOLDERING TEMPERATURE: 230~250°C (3~5 SECONDS).
- MATES WITH MODULAR PLUG CONFORMING TO FCC PART 68, SUBPART F.
CUL FILE NO. E163191

PART NUMBER: E590X-1X012X-L

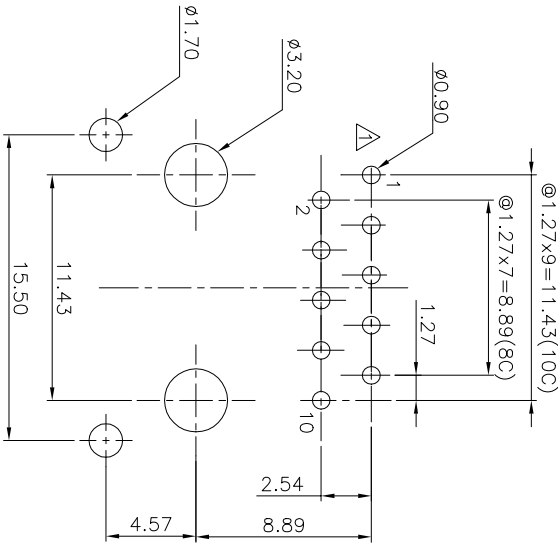
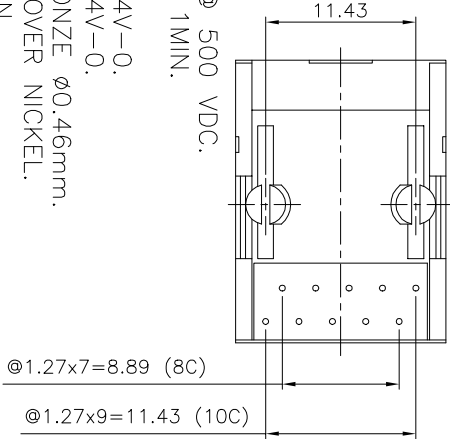
NO. OF CONTACT:

8-8C
1-10C

SHIELD:

3-TIN
5-NICKEL
C-GOLD FLASH
D-TINNED GROUNDING TAB

1-3u"
3-15u"
5-50u"
7-Pd350u"
2-6u"
4-30u"
6-Pd20u"
8-Pd10u"



PC Board Layout T=1.60mm
Component Side Shown

DETACHED LISTS				TITLE			
MM (INCH)		DTG Q31		DATE 03/29/05		FULL RISE ELECTRONIC CO., LTD	
TOLERANCES EXCEPT AS NOTED		CHKD Yumel		DATE 12/09/05		20.57 PCB JACK 10P	
MM		MFO		DATE		DRAWING NO. GE593A99-1C	SIZE REV
.0 ±0.2	±					/PART NO. SEE NOTE	A3 1
.00 ±0.15	±	APPL		DATE		DO NOT SCALE DRAWING	SHEET 1 OF 1
.000 ±0.075	±						
ANGLES ± 0.5				QTY :			
THIRD ANGLE PROJECTION				FINISH :			
				SCALE : 2.5 : 1			

Mouser Electronics

Authorized Distributor

Click to View Pricing, Inventory, Delivery & Lifecycle Information:

Pulse:

[E5908-150122-L](#) [E5908-150121-L](#)