

PC Board Layout t=1.60mm
Component Side Shown

NOTES:

ELECTRICAL:

1. VOLTAGE RATING : 150 VAC RMS.
2. CURRENT RATING : 1.5 AMP.
3. CONTACT RESISTANCE : 30 MILLIOHMS MAX.
4. INSULATION RESISTANCE: 1000 MEGOHMS MIN @ 500 VDC.
5. DIELECTRIC STRENGTH : 1000 VAC RMS 60Hz, 1MIN.

MECHANICAL:

1. HOUSING MATERIAL : FR50&PBT+30% G.F UL94V-0.
2. CONTACT MATERIAL : PHOSPHOR BRONZE 0.46mm.
3. PLATING : GOLD PLATING OVER NICKEL.
4. OPERATING LIFE : 750 CYCLES MIN.
5. PCB RETENTION PRE-SOLDER : 1 LB MIN.
6. PCB RETENTION POST-SOLDER: 10 LBS MIN.

ENVIRONMENTAL:

1. STORAGE : -40°C TO +85°C.
 2. OPERATION: -40°C TO +85°C.
 3. WAVE SOLDERING TEMPERATURE: 230~250°C (5~10 SECONDS)
- MATES WITH MODULAR PLUG CONFORMING TO
FCC PART 68, SUBPART F.

CUL FILE NO. E163191

ROHS PART NUMBER:E536X-300XX-L

2- 2C
4- 4C
6- 6C

MATERIAL OF HS'G :

0G-PBT BK.

4G-FR50 BK

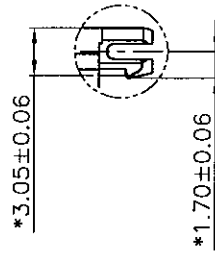
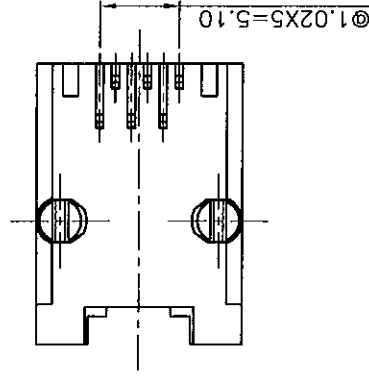
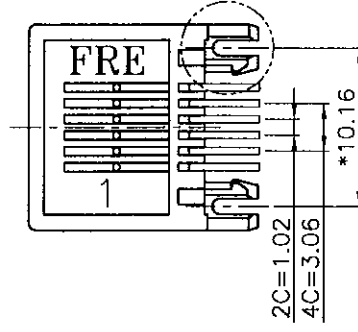
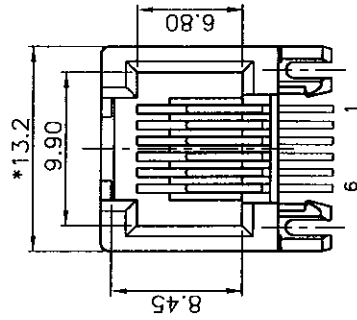
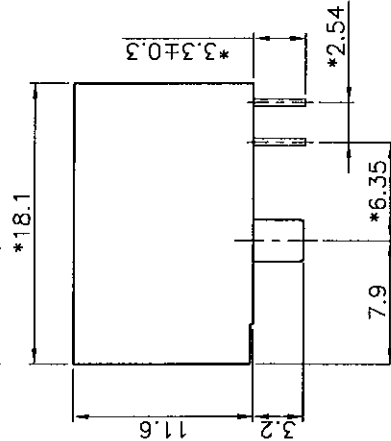
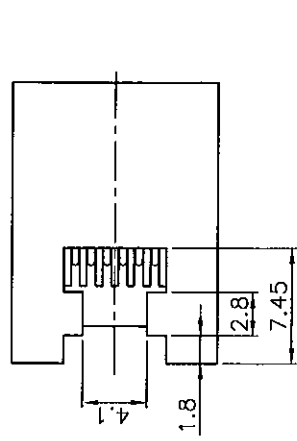
AG-PBT+30% G.F. WHITE (PBT NATURAL COLOR)

AG-PBT+30% G.F. PANTON RED 186C

AG-PBT+30% G.F. PANTON GREEN 7479C

EH-PBT+30% G.F. PANTON YELLOW 114C

REVISION RECORD				
REV	ECO	DESCRIPTION	DRFT	CHKD
Δ		ADD P/N	CHM	
Δ		ADD P/N	10/17/05	
Δ		ADD P/N	10/17/05	
Δ		ADD P/N	11/21/05	
Δ		ADD P/N	JMAYN	
Δ		ADD P/N	11/19/06	
Δ		ADD P/N	ANVUE	
Δ		ADD P/N	10/20/08	



DETACHED LISTS		DATE 04/12/05	
ITEM	(INCH)	DATE	DATE
TOLERANCES EXCEPT AS NOTED			
MM	±		
.0 ±0.2	±		
.00 ±0.15	±		
.000 ±0.075	±		
ANGLES ± 0.5			
THIRD ANGLE PROJECTION			

FULL RISE ELECTRONIC CO., LTD

TITLE

11.5mm SIDE PCB JACK 6P

DRAWING NO. GF533022-LC

SIZE A3

REV 4

DO NOT SCALE DRAWING

SHEET 1 OF 1

Mouser Electronics

Authorized Distributor

Click to View Pricing, Inventory, Delivery & Lifecycle Information:

Pulse:

[E5362-3000G2-L](#) [E5362-3006G2-L](#) [E5364-3000G2-L](#)