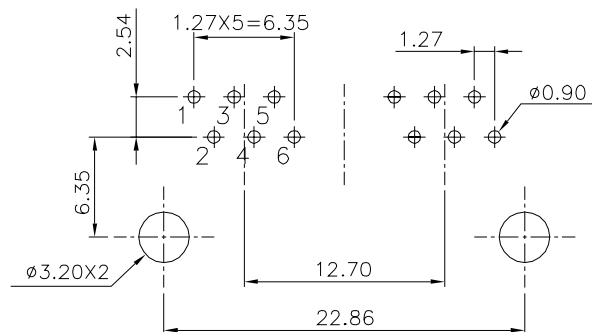
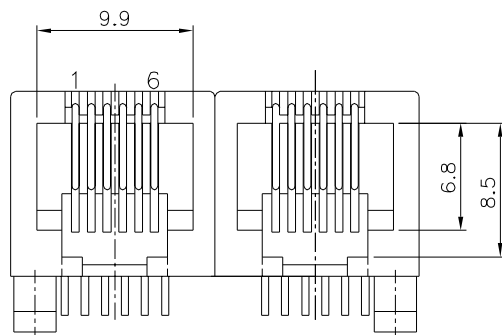
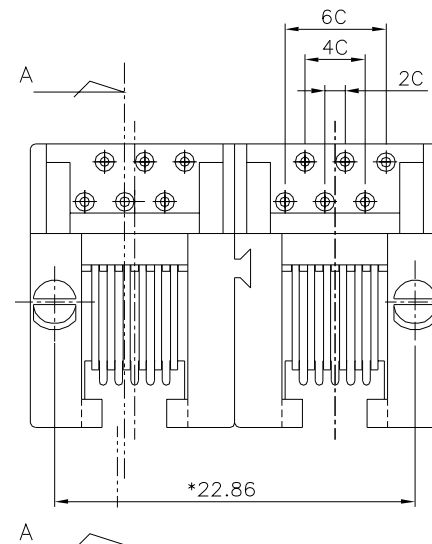


SECTION A-A



PC Board Layout T=1.6mm
Component Side Shown Tolerance±0.05mm

NOTES:

ELECTRICAL:

1. VOLTAGE RATING : 125 VAC RMS.
2. CURRENT RATING : 1.5 AMP.
3. CONTACT RESISTANCE : 30 MILLIOHMS MAX.
4. INSULATION RESISTANCE: 1000 MEGOHMS MIN @ 500 VDC.
5. DIELECTRIC STRENGTH : 1000 VAC RMS 60Hz, 1MIN.

MECHANICAL:




1. HOUSING MATERIAL : NYLON UL94V-0.COLOR:BLACK
2. CONTACT MATERIAL : PHOSPHOR BRONZE Ø0.46mm.
3. PLATING : GOLD PLATING OVER NICKEL.
4. OPERATING LIFE : 750 CYCLES MIN.
5. PCB RETENTION PRE-SOLDER : 1 LB MIN.
6. PCB RETENTION POST-SOLDER: 10 LBS MIN.

ENVIRONMENTAL:

1. STORAGE TEMPERATURE : -40°C TO +85°C.
2. OPERATION TEMPERATURE: -40°C TO +85°C.
3. WAVE SOLDERING TEMPERATURE: 255~265°C (5~10 SECONDS)
4. RoHS COMPLIANT.

MATES WITH MODULAR PLUG CONFORMING TO
FCC PART 68, SUBPART F.

PART NUMBER	CONTACTS	GOLD PLATING
E5362-00A512-L	2	6u"
E5364-00A512-L	4	6u"
E5366-00A512-L	6	6u"

DETACHED LISTS	<div>MM (INCH)</div> <div>TOLERANCES EXCEPT AS NOTED</div> <table><tr><td>MM</td><td>±</td></tr><tr><td>.0 ± 0.2</td><td>±</td></tr><tr><td>.00 ± 0.15</td><td>±</td></tr><tr><td>.000 ± 0.075</td><td>±</td></tr></table>		MM	±	.0 ± 0.2	±	.00 ± 0.15	±	.000 ± 0.075	±	RoHS Compliant		<div>Pulse</div> <div>A TECHNITROL COMPANY</div>	
	MM	±												
	.0 ± 0.2	±												
	.00 ± 0.15	±												
	.000 ± 0.075	±												
ANGLES ± 0.5		TITLE 90° VERY L/P (ROHS) PCB GANG JACK 6P												
<div> </div> <div>THIRD ANGLE PROJECTION</div>		DFTO Cathy		DRAWING NO. CE533085-LA										
		DATE 08/22/2006		/PART NO. SEE TABLE										
		SCALE : 3:1		DO NOT SCALE DRAWING										
				SHEET 1 OF 1										

Mouser Electronics

Authorized Distributor

Click to View Pricing, Inventory, Delivery & Lifecycle Information:

Pulse:

[E5362-00A512-L](#)