


Description: Do-Everything Antenna Bracket

Series: Antenna Accessories

PART NUMBER: BRKXXXX

Features:

- Universal multipurpose design
- U-Bolts & washers included
- Weight 1.54 lb
- Material: Carbon Steel
- RoHS compliant
- Features for cable management



Applications:

- I-beam mounting
- Ceiling mounting
- Pole mounting
- Wall mounting
- Fits a variety of antenna types:
 - Direct mount antenna with radome. (BRK0003; BRK0004)
 - Baton style omni antennas (BRK0003; BRK0004)
 - Adhesive mount antennas
 - NMO mount (BRK0005)
 - DAS antenna (BRK0005)



All dimensions are in mm / inches

Issue: 1912

In the effort to improve our products, we reserve the right to make changes judged to be necessary.

CONFIDENTIAL AND PROPRIETARY INFORMATION

This document contains confidential and proprietary information of Pulse Electronics, Inc. (Pulse) and is protected by copyright, trade secret and other state and federal laws. Its receipt or possession does not convey any rights to reproduce, disclose its contents, or to manufacture, use or sell anything it may describe. Reproduction, disclosure or use without specific written authorization of Pulse is strictly forbidden.

For more information:

Pulse Worldwide Headquarters
15255 Innovation Drive #100
San Diego, CA 92128
USA
Tel: 1-858-674-8100

Pulse/Larsen Antennas
18110 SE 34th St Bldg 2 Suite 250
Vancouver, WA 98683
USA
Tel: 1-360-944-7551

Europe Headquarters
Pulse GmbH & Co, KG
Zeppelinstrasse 15
Herrenberg, Germany
Tel: 49 7032 7806 0

Pulse (Suzhou) Wireless Products Co, Inc.
99 Huo Ju Road(#29 Bldg, 4th Phase
Suzhou New District
Jiangsu Province, Suzhou 215009 PR China
Tel: 86 512 6807 9998



Description: Do-Everything Antenna Bracket

Series: Antenna Accessories

PART NUMBER: BRKXXXX

MECHANICAL SPECIFICATIONS

Overall Length	8.23x6.30x2.95 inch
Weight	1.54 lb (Just bracket weight)
Material	Carbon Steel with Dacromet finish (see Appendix A for details)

ENVIRONMENTAL SPECIFICATIONS

Operating Temperature	-40~+85°C
Storage Temperature	-40~+85°C
RoHS Compliant	Yes
Salt Mist	96H

MECHANICAL COMPONENTS

P/N	COMPONENTS	WEIGHT
BRK0003	Bracket + 2pcs Plug Bolt + 2pcs M8 Bolt + 1set “U” bolt	1KG
BRK0004	Bracket + 2pcs Plug Bolt + 2pcs M8 Bolt	0.8KG
BRK0005	Bracket + 2pcs Plug Bolt + 2pcs M8 Bolt + 1set “U” bolt	1KG



Issue: 1912

In the effort to improve our products, we reserve the right to make changes judged to be necessary.

CONFIDENTIAL AND PROPRIETARY INFORMATION

This document contains confidential and proprietary information of Pulse Electronics, Inc. (Pulse) and is protected by copyright, trade secret and other state and federal laws. Its receipt or possession does not convey any rights to reproduce, disclose its contents, or to manufacture, use or sell anything it may describe. Reproduction, disclosure or use without specific written authorization of Pulse is strictly forbidden.

Description: Do-Everything Antenna Bracket

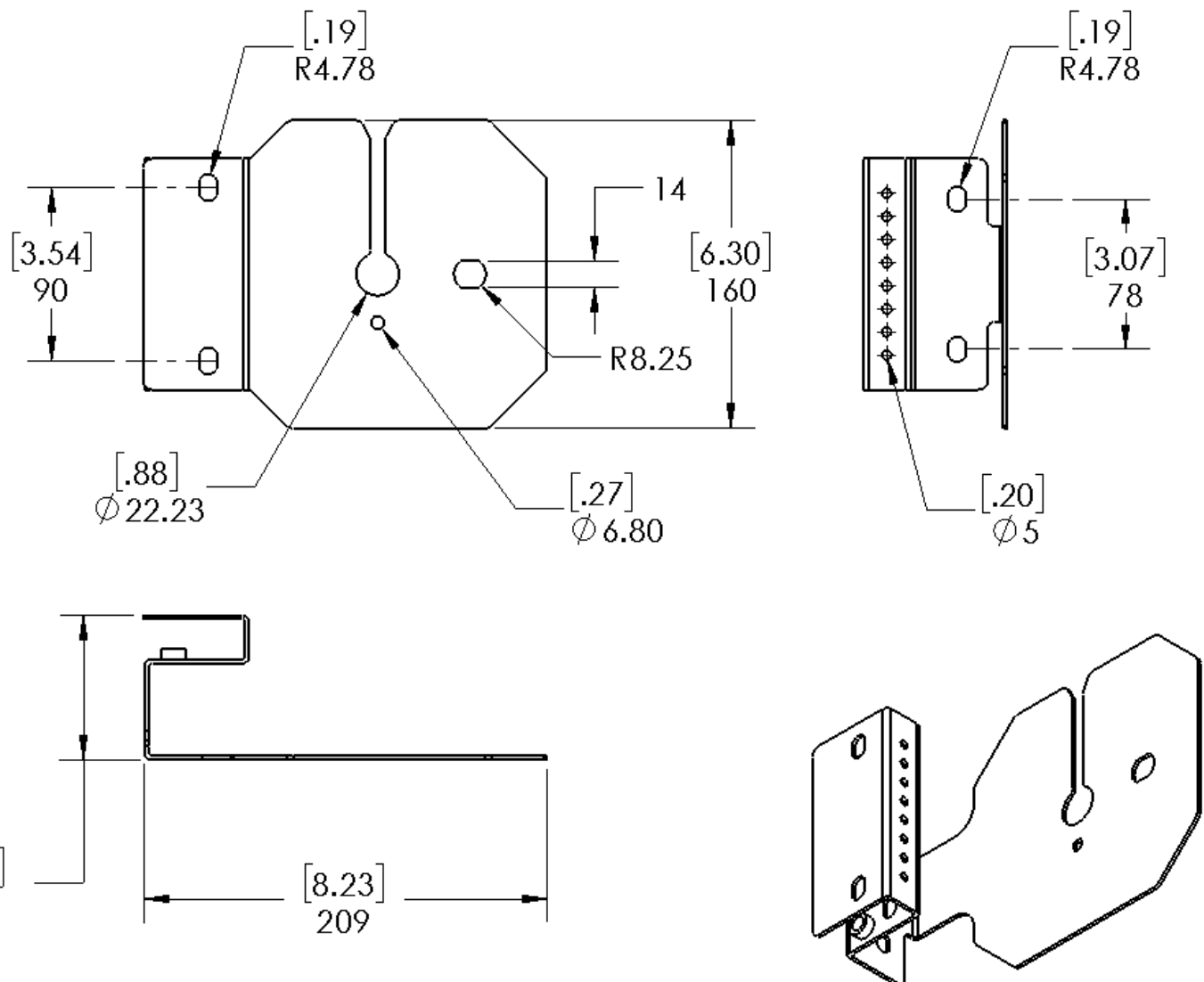
Series: Antenna Accessories

PART NUMBER: BRKXXXX

MECHANICAL DRAWING

BRACKET (BRK0003; BRK0004)

Direct Mount, Multiband and SMA Bulkhead Antennas



Issue: 1912

In the effort to improve our products, we reserve the right to make changes judged to be necessary.

CONFIDENTIAL AND PROPRIETARY INFORMATION

This document contains confidential and proprietary information of Pulse Electronics, Inc. (Pulse) and is protected by copyright, trade secret and other state and federal laws. Its receipt or possession does not convey any rights to reproduce, disclose its contents, or to manufacture, use or sell anything it may describe. Reproduction, disclosure or use without specific written authorization of Pulse is strictly forbidden.

Description: Do-Everything Antenna Bracket

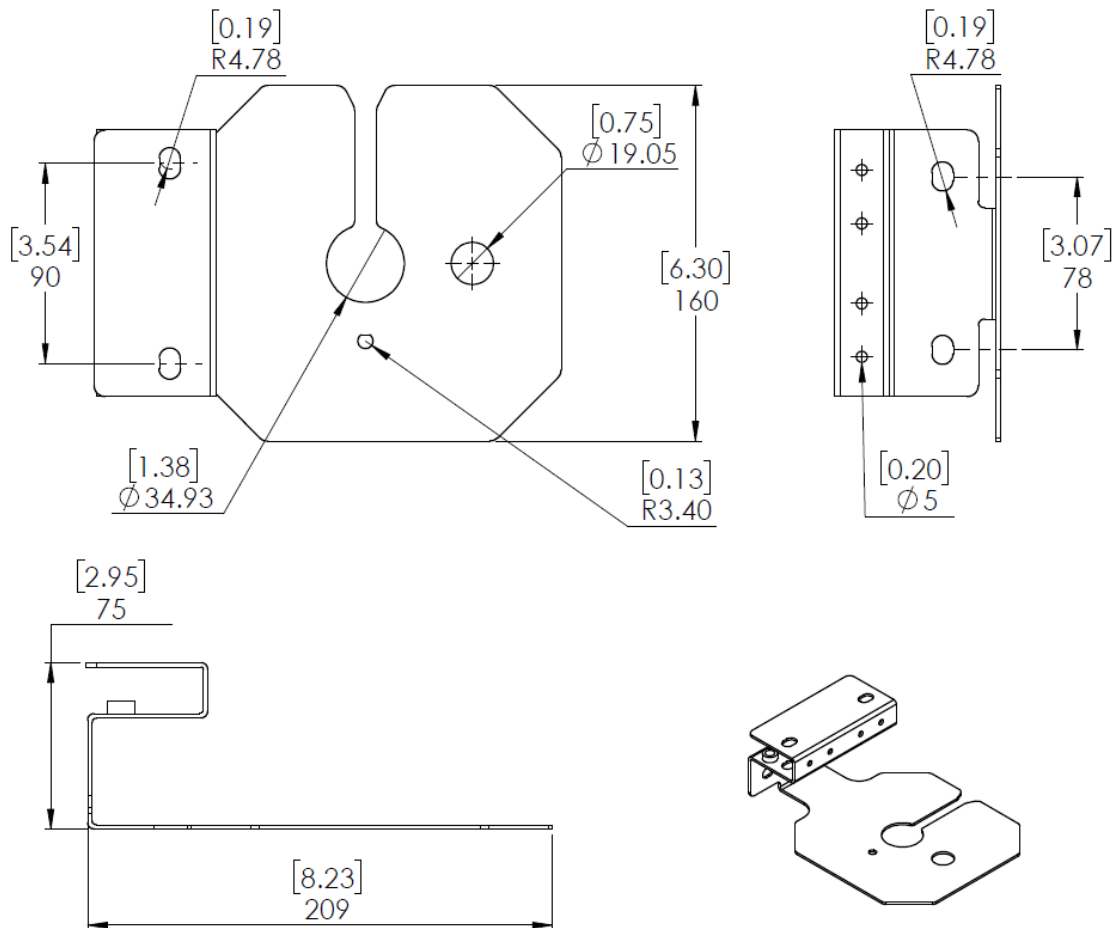
Series: Antenna Accessories

PART NUMBER: BRKXXXX

MECHANICAL DRAWING

BRACKET (BRK005)

DAS, NMO, and SMA Bulkhead Mounted Antennas



Issue: 1912

In the effort to improve our products, we reserve the right to make changes judged to be necessary.

CONFIDENTIAL AND PROPRIETARY INFORMATION

This document contains confidential and proprietary information of Pulse Electronics, Inc. (Pulse) and is protected by copyright, trade secret and other state and federal laws. Its receipt or possession does not convey any rights to reproduce, disclose its contents, or to manufacture, use or sell anything it may describe. Reproduction, disclosure or use without specific written authorization of Pulse is strictly forbidden.

Description: Do-Everything Antenna Bracket

Series: Antenna Accessories

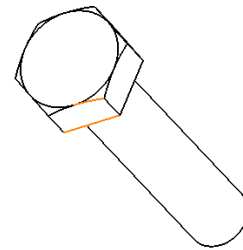
PART NUMBER: BRKXXXX

MECHANICAL DRAWING

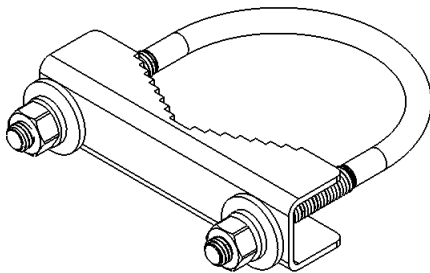
Other Accessories:

Choose necessary parts according to the using environment.

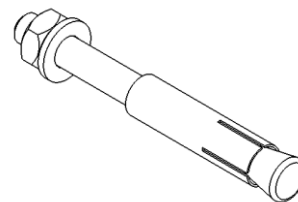
M8 bolt used for attachment to I-beam, "U" bolt used for attachment to pole, plug bolt used for attachment to wall.



2pcs M8 bolt



1sets pulse "U" type bolt



2pcs 5/16-18 UNC plug bolt
Alternatively M8 Bolt may be used

Issue: 1912

In the effort to improve our products, we reserve the right to make changes judged to be necessary.

CONFIDENTIAL AND PROPRIETARY INFORMATION

This document contains confidential and proprietary information of Pulse Electronics, Inc. (Pulse) and is protected by copyright, trade secret and other state and federal laws. Its receipt or possession does not convey any rights to reproduce, disclose its contents, or to manufacture, use or sell anything it may describe. Reproduction, disclosure or use without specific written authorization of Pulse is strictly forbidden.

Description: Do-Everything Antenna Bracket

Series: Antenna Accessories

PART NUMBER: BRKXXXX

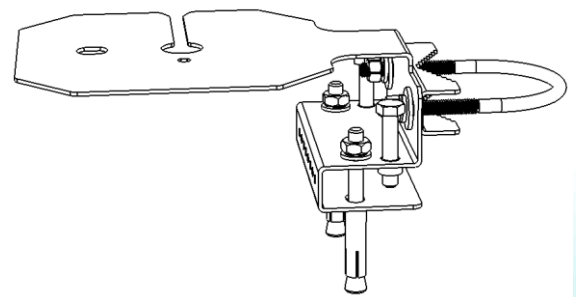
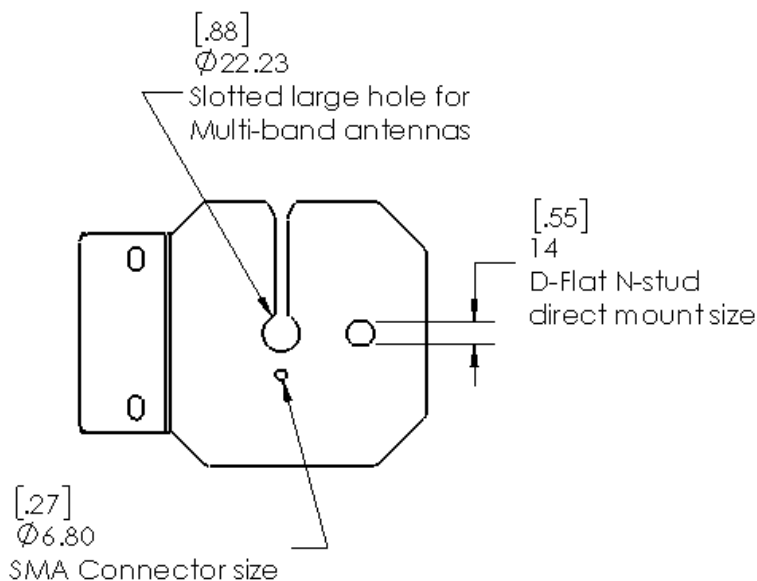
Installation Instruction

INSTALLATION(BRK0003; BRK0004):

This Bracket is used to allow Pulse multi-band antennas , radome omni-antennas and small stick antenna to be attached to I-beam, pole and to wall.

3 Hole Sizes for 3 types of antennas:

- Slotted large hole for Multi-band antennas
- D-Flat N-stud direct mount size
- SMA Bulkhead Connector size



Issue: 1912

In the effort to improve our products, we reserve the right to make changes judged to be necessary.

CONFIDENTIAL AND PROPRIETARY INFORMATION

This document contains confidential and proprietary information of Pulse Electronics, Inc. (Pulse) and is protected by copyright, trade secret and other state and federal laws. Its receipt or possession does not convey any rights to reproduce, disclose its contents, or to manufacture, use or sell anything it may describe. Reproduction, disclosure or use without specific written authorization of Pulse is strictly forbidden.

Description: Do-Everything Antenna Bracket

Series: Antenna Accessories

PART NUMBER: BRKXXXX

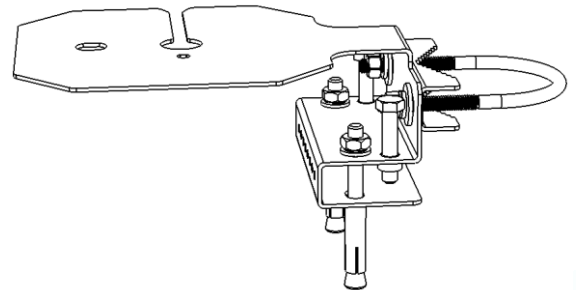
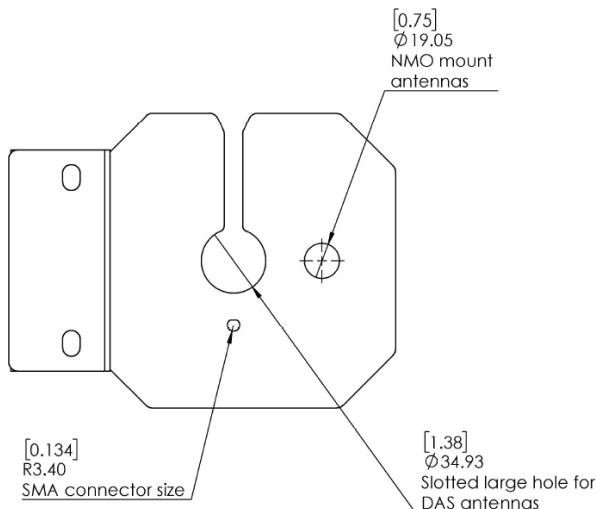
Installation Instruction

INSTALLATION (BRK0005):

This Bracket is used to allow Pulse DAS antennas, NMO antennas and small stick antenna to be attached to I-beam, pole and to wall.

3 Hole Sizes for 3 types of antennas:

- Slotted large hole for DAS antennas
- NMO direct mount antennas.
- SMA Bulkhead Connector size



Issue: 1912

In the effort to improve our products, we reserve the right to make changes judged to be necessary.

CONFIDENTIAL AND PROPRIETARY INFORMATION

This document contains confidential and proprietary information of Pulse Electronics, Inc. (Pulse) and is protected by copyright, trade secret and other state and federal laws. Its receipt or possession does not convey any rights to reproduce, disclose its contents, or to manufacture, use or sell anything it may describe. Reproduction, disclosure or use without specific written authorization of Pulse is strictly forbidden.

Description: Do-Everything Antenna Bracket

Series: Antenna Accessories

PART NUMBER: BRKXXXX

Installation small stick antennas to bracket

1. As shown in Figures 2&3. assemble jumper to bracket ,and then install small stick antenna as shown in Figure 1.

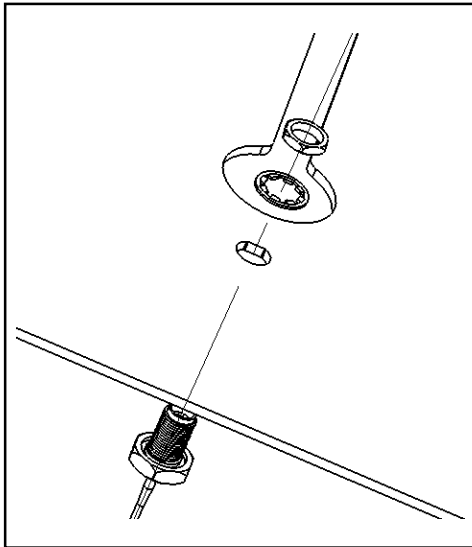


Figure 2.

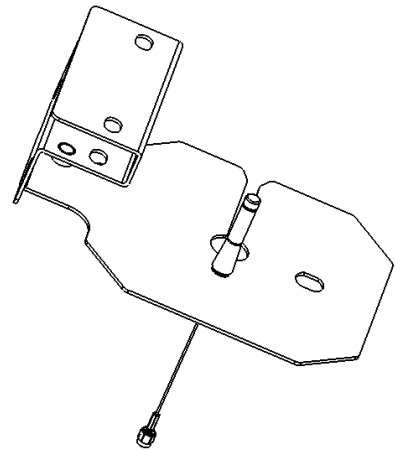


Figure 1.

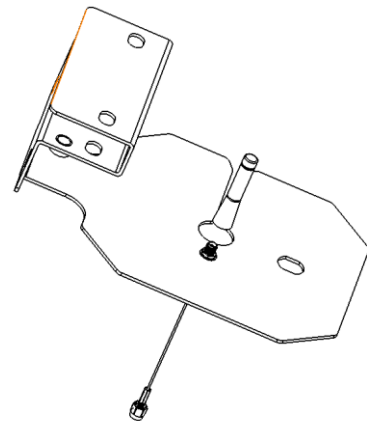


Figure 3.

Description: Do-Everything Antenna Bracket

Series: Antenna Accessories

PART NUMBER: BRKXXXX

Installation Instruction-attached to I-beam

1. As shown in Figures 1 and 2, pre-assemble antenna to bracket.
2. As shown in Figures 3 and 4, attach the bracket + pre-assembled antenna to bottom edge surface, and antenna downward. Bracket components assemble as below figure 5.
3. Bracket comments assemble with I-beam as below figure 5.

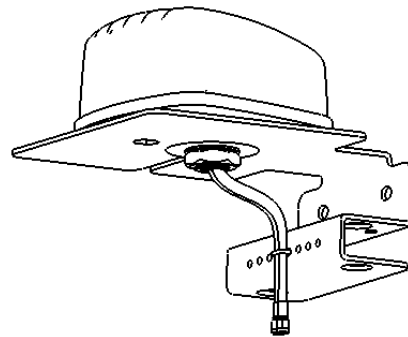


Figure 1.

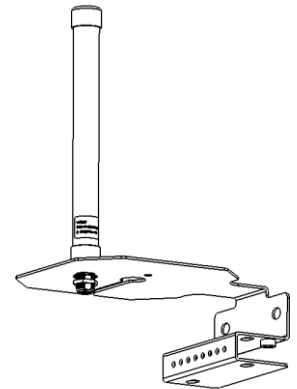


Figure 2.

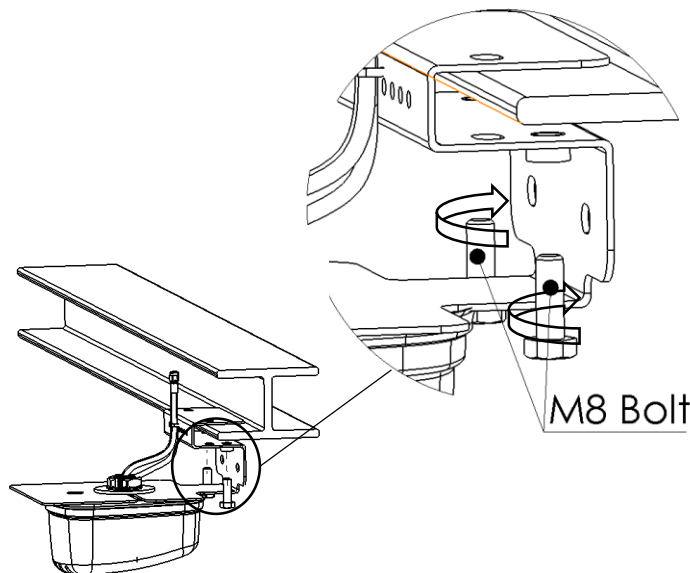


Figure 5.

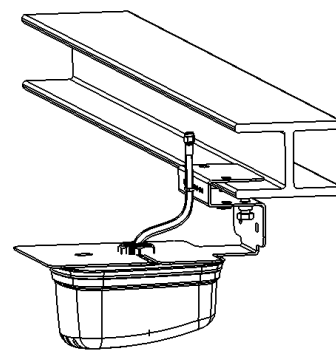


Figure 3.

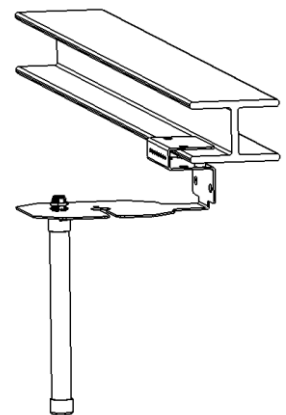


Figure 4.

Issue: 1912

In the effort to improve our products, we reserve the right to make changes judged to be necessary.

CONFIDENTIAL AND PROPRIETARY INFORMATION

This document contains confidential and proprietary information of Pulse Electronics, Inc. (Pulse) and is protected by copyright, trade secret and other state and federal laws. Its receipt or possession does not convey any rights to reproduce, disclose its contents, or to manufacture, use or sell anything it may describe. Reproduction, disclosure or use without specific written authorization of Pulse is strictly forbidden.

Description: Do-Everything Antenna Bracket

Series: Antenna Accessories

PART NUMBER: BRKXXXX

Installation Instruction-attached to vertical pole

1. As shown in Figures 1 and 2, pre-assemble antenna to bracket.
2. As shown in Figures 3 and 4, attach the bracket + pre-assembled antenna to the top of pole, the top surface of the mounting pole should not exceed the top surface of the mounting bracket, otherwise the antenna radiation may be negatively affected.
3. Bracket components assemble as below figure 5.
4. Usable pipe max diameter 70mm.

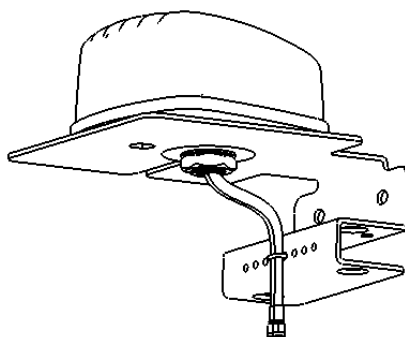


Figure 1.

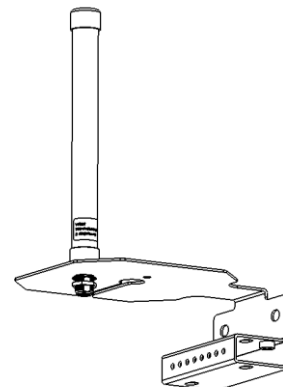


Figure 2.

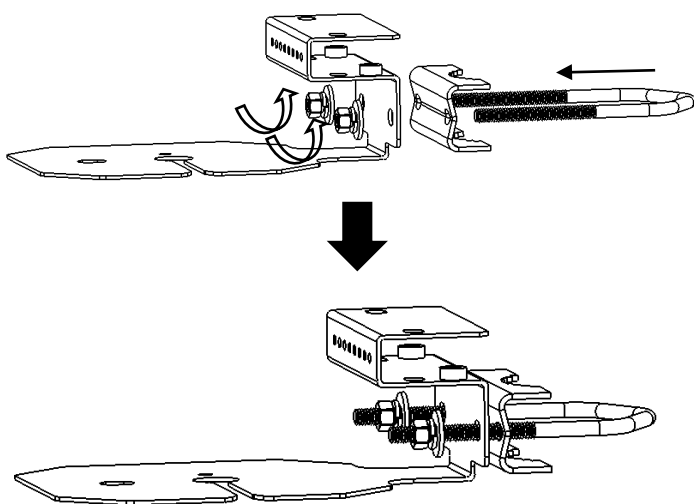


Figure 5.

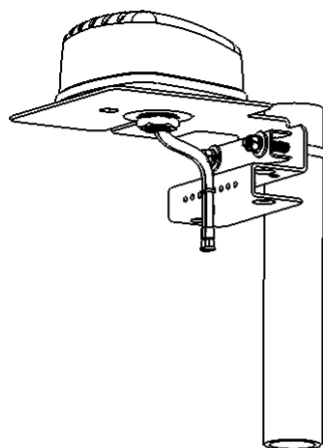


Figure 3.

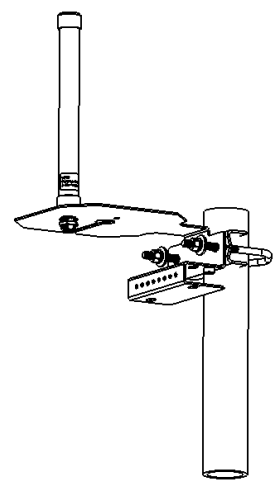


Figure 4.

Description: Do-Everything Antenna Bracket

Series: Antenna Accessories

PART NUMBER: BRKXXXX

Installation Instruction-attached to wall

1. As shown in Figures 1 and 2, pre-assemble antenna to bracket.
2. As shown in figure 5 ,drill a $\Phi 12\text{mm}$ ($\Phi 0.472''$) , 55mm (2.165")depth hole one the wall .

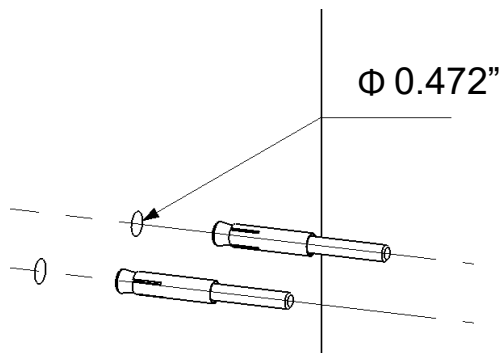


Figure 5.

3. Assemble bracket components as below figure 6

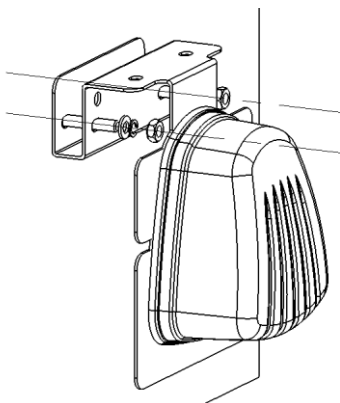


Figure 6.

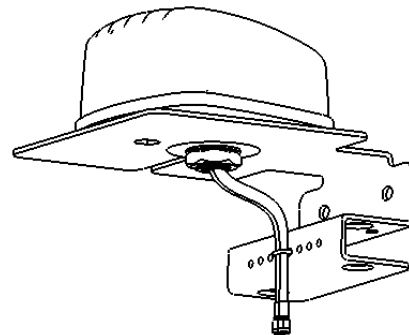


Figure 1.

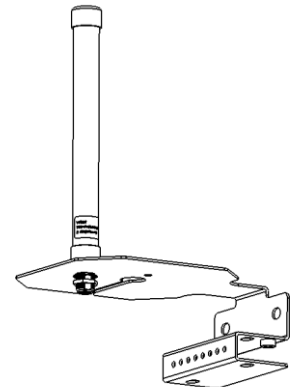


Figure 2.

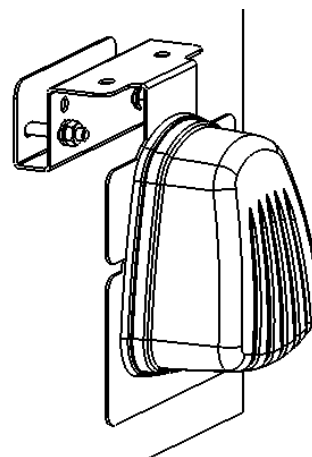


Figure 3.

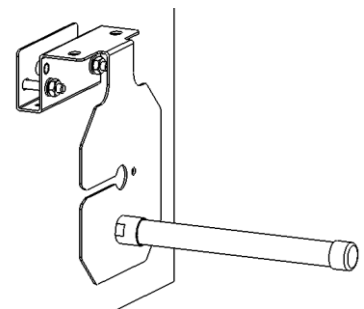


Figure 4.

Description: Do-Everything Antenna Bracket

Series: Antenna Accessories

PART NUMBER: BRKXXXX

Environmental Conditions

● Humidity

Moisture resistance 6 cycles at 55°C

Paragraph 5.2 of standard NF-EN-60068-2-30

+95% RH @ +25°C for 12 h and +55°C for 12h in 6 cycles (= 6 days)

Total: 144 hours

● Salt Mist

96H NSS /Paragraph 6.5 of standard NF -EN ISO9227

5% NaCl spray for 96 h, @ +35°C , +95% RH

● Temperature Cycle

1. Room Temperature to -40°C (2hours)
2. Storage for 2 hours at -40°C
3. -40°C to 85°C (2hours)
4. Storage for 2 hours at 85°C
5. 85°C to -40°C (2hours)
6. Repeat from 2 to 5 for 5 cycles
7. -40°C increase to room temperature within 2 hours

Description: Do-Everything Antenna Bracket

Series: Antenna Accessories

PART NUMBER: BRKXXXX

Environmental Conditions

● Storage Temperature

-40°C / +85°C

1. Room Temperature at -40°C within 2 hours;
2. Storage for 16 hours at -40°C ;
3. -40°C room temperature within 2 hours

Total: 20 hours

1. Room Temperature at +85°C within 2 hours
2. Storage for 16 hours at +85°C ;
3. +85°C room temperature within 2 hours

Total: 20 hours

Description: Do-Everything Antenna Bracket

Series: Antenna Accessories

PART NUMBER: BRKXXXX

PACKAGING

1pc bracket per PE bag.

6pcs bracket per package box.

Package box: 558mm*386mm*210mm.

Description: Do-Everything Antenna Bracket

Series: Antenna Accessories

PART NUMBER: BRKXXXX

APPLICATION

Attached To Pole



Contact Factory for updated bracket details about installing bracket on horizontal pipe

Issue: 1912

In the effort to improve our products, we reserve the right to make changes judged to be necessary.

CONFIDENTIAL AND PROPRIETARY INFORMATION

This document contains confidential and proprietary information of Pulse Electronics, Inc. (Pulse) and is protected by copyright, trade secret and other state and federal laws. Its receipt or possession does not convey any rights to reproduce, disclose its contents, or to manufacture, use or sell anything it may describe. Reproduction, disclosure or use without specific written authorization of Pulse is strictly forbidden.

Description: Do-Everything Antenna Bracket

Series: Antenna Accessories

PART NUMBER: BRKXXXX

APPLICATION

Attached To I-Beam



Issue: 1912

In the effort to improve our products, we reserve the right to make changes judged to be necessary.

CONFIDENTIAL AND PROPRIETARY INFORMATION

This document contains confidential and proprietary information of Pulse Electronics, Inc. (Pulse) and is protected by copyright, trade secret and other state and federal laws. Its receipt or possession does not convey any rights to reproduce, disclose its contents, or to manufacture, use or sell anything it may describe. Reproduction, disclosure or use without specific written authorization of Pulse is strictly forbidden.

Description: Do-Everything Antenna Bracket**Series: Antenna Accessories****PART NUMBER: BRKXXXX****APPENDIX A**

Dacromet plating is a new type of surface treatment, compared with the traditional electroplating process, it is also a kind of "green" plating Dacromet. The benefits are:

1. Super corrosion resistance: the thickness of Dacromet coating is only 4 to 8 microns, but its rust prevention beats the traditional electric galvanized, hot dip galvanized coating by 7 to 10 times. Using Dacromet processing for standard parts can withstand salt spray test of 1200 h above.

2. No hydrogen brittleness: Dacromet process avoids hydrogen embrittlement phenomenon, so the dacromet coating is very suitable for mechanical parts.

3. The high heat resistance: Dacromet can resist the corrosion due to high temperature, heat temperature can reach more than 300 °C. For the traditional galvanized process, parts do not resist temperature over 100 °C.

4. High binding force performance: Dacromet coating has good adhesion with metal substrate, and with other additional coating has strong adhesion, after processing parts it is easy to spray painting, and the adhesion strength of the organic coating even better than the phosphating film.

Mouser Electronics

Authorized Distributor

Click to View Pricing, Inventory, Delivery & Lifecycle Information:

Pulse:

[BRK0003](#) [BRK0004](#) [BRK0005](#)