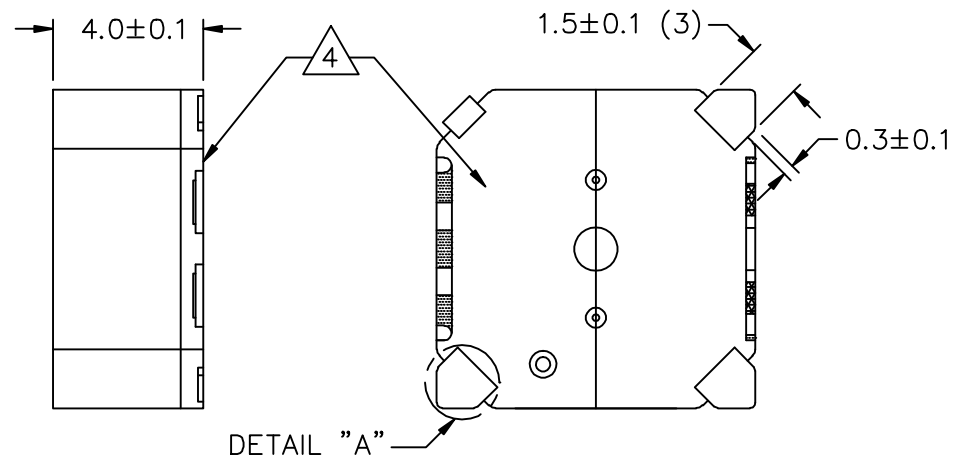
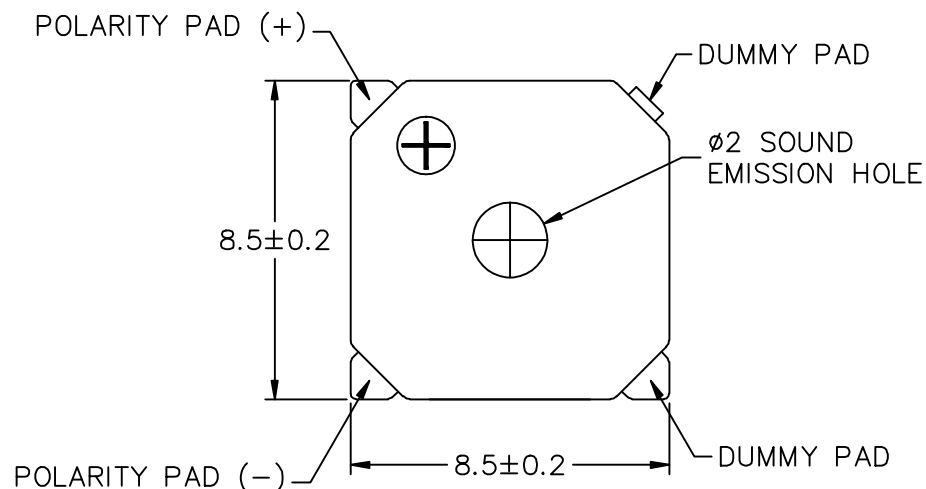
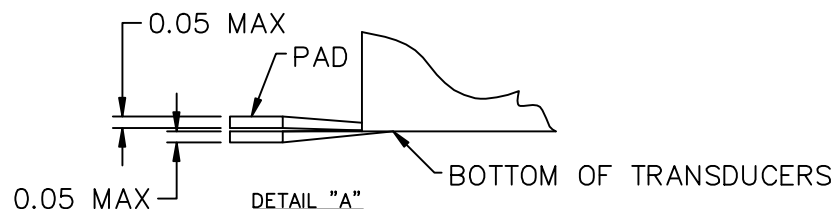


THIS DOCUMENT CONTAINS DATA PROPRIETARY TO PROJECTS UNLIMITED, INC. ANY USE OR REPRODUCTION, IN ANY FORM, WITHOUT PRIOR WRITTEN PERMISSION OF PROJECTS UNLIMITED, INC. IS PROHIBITED.  
© 2005, Projects Unlimited Inc.

## SPECIFICATIONS

PARAMETERS	VALUES	UNITS
RATED VOLTAGE (SQUARE WAVE)	3.6	V <sub>p-p</sub>
OPERATING VOLTAGE RANGE	2.5 ~ 4.5	V <sub>p-p</sub>
RATED CURRENT (MAX)	90	mA
COIL RESISTANCE	16±2.4	OHM
MINIMUM SPL @ 10 CM	94	dBA
RESONANT FREQUENCY	3,000±500	Hz
OPERATING TEMPERATURE	-30 ~ +80	°C
STORAGE TEMPERATURE	-40 ~ +85	°C
HOUSING MATERIAL	LCP	-
TERMINAL MATERIAL	Sn PLATED PHOSPHORUS BRONZE	-
WEIGHT	.44	grams

REVISIONS			
LTR	DESCRIPTION	DATE	APPROVED
-	RELEASED FROM ENGINEERING	6/17/08	
A	REVISED INTERNAL SOLDER CONNECTIONS	9/2/08	B.R.
B	ADDED NOTE #4	9/17/08	B.R.




### NOTES:

- ALL DIMENSIONS ARE IN MILLIMETERS.
- SPECIFICATION SUBJECT TO CHANGE OR WITHDRAWAL WITHOUT NOTICE.
- THIS PART IS RoHS 2002/95/EC COMPLIANT.

4. SEALED LOWER HOUSING.

FILE NAME  
SMT-0830-T-R.DWG

UNLESS OTHERWISE SPECIFIED: DIMENSIONS ARE IN MILLIMETERS, TOLERANCES ARE ±0.5 AND ANGLES ARE ±3°.		 <p>6300 Sand Lake Road Dayton, Ohio 45414</p>	
APPROVALS	DATE	TRANSDUCER (ELECTRO-MECH)	
DRAWN J.D.	6/08	SIZE A	DRAWING NO. SMT-0830-T-R
CHECKED C.W.	6/08	SCALE: N.T.S.	
APPROVED B.R.	6/08	SHEET 1 OF 1	

# Mouser Electronics

Authorized Distributor

Click to View Pricing, Inventory, Delivery & Lifecycle Information:

[PUI Audio:](#)

[SMT-0830-T-R](#)