

SPECIFICATIONS


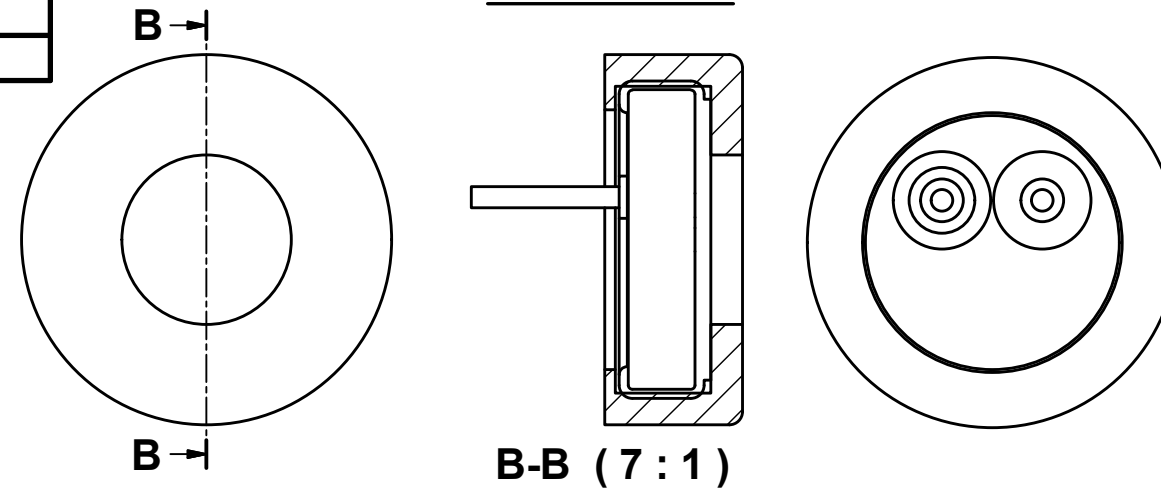
PARAMETERS	VALUES	UNITS
DIRECTIVITY	OMNI	-
SENSITIVITY	-44 ± 3	dB
STANDARD OPERATING VOLTAGE	2	Vdc
MAX OPERATING VOLTAGE	10	Vdc
CURRENT CONSUMPTION (MAX)	0.5	mA
IMPEDANCE	2.2	KOhm
SIGNAL TO NOISE RATIO (MIN.)	60	dB
OPERATING TEMPERATURE	-20 ~ +60	C°
STORAGE TEMPERATURE	-40 ~ +70	C°
TERMINAL	PIN	-
INTERNAL CAPACITOR	N/A	pF

THIS DOCUMENT CONTAINS DATA PROPRIETARY TO
PROJECTS UNLIMITED, INC. ANY USE OR
REPRODUCTION, IN ANY FORM, WITHOUT PRIOR
WRITTEN PERMISSION OF PROJECTS UNLIMITED,
INC. IS PROHIBITED.
©2003, Projects Unlimited Inc.

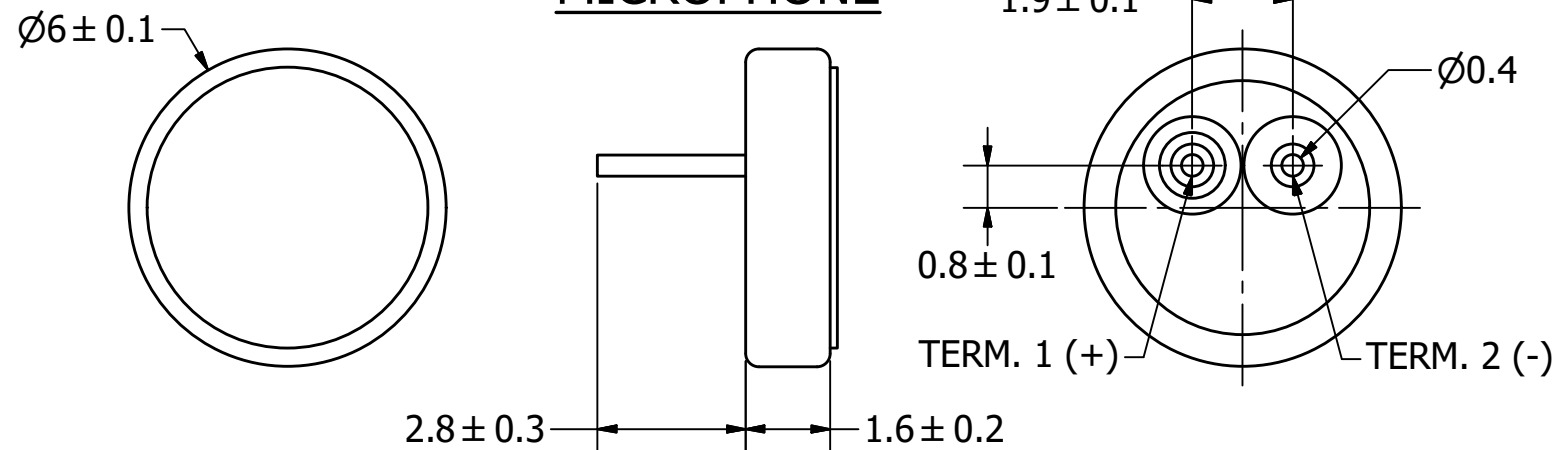
REVISION HISTORY			
LT#	DESCRIPTION	DATE	APPROVED

LTR	DESCRIPTION	DATE	APPROVED
-	RELEASED FROM ENGINEERING	10/19/2006	
A	DELETED MOLEX CONNECTOR NOTE	7/17/2007	D.F.
B	REVISED IP RATING	7/2/2008	B.R.
C	REVISED TO INVENTOR 3-D DRAWING TEMPLATE	8/30/2008	B.R.
D	ADDED TEMPERATURES AND PIN DIAMETER	1/29/2013	B.R.
E	REVISED TEMPERATURE AND BOOT DIMENSIONS	2/19/2020	M.V.

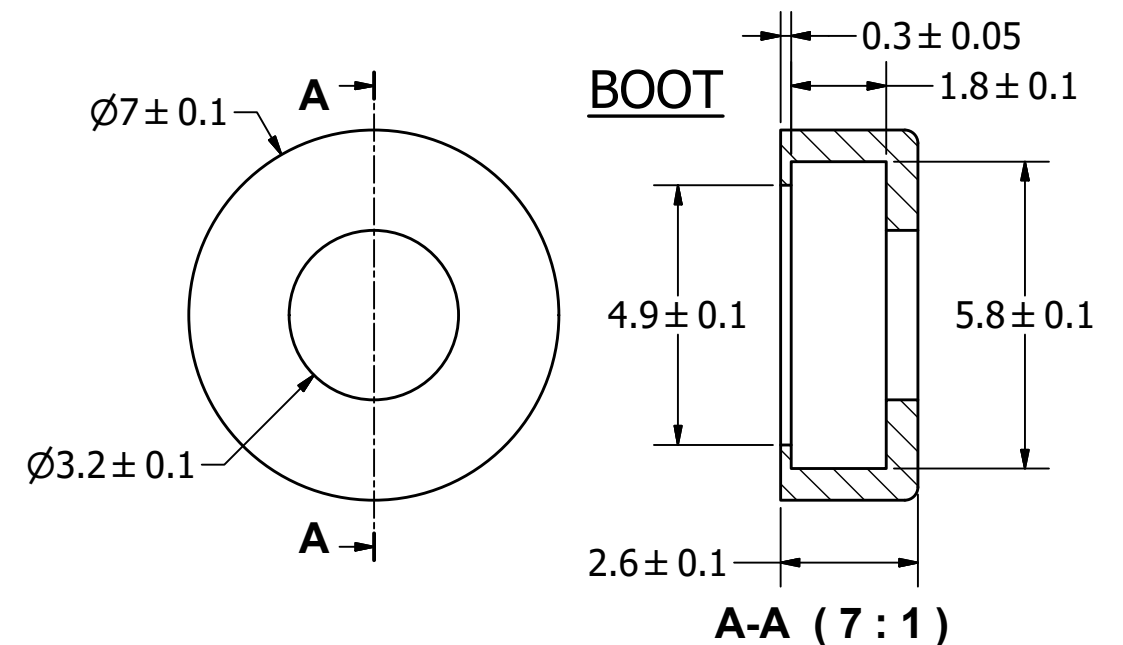
ASSEMBLY



MICROPHONE



BOOT



NOTES:


1. ALL DIMENSIONS ARE IN MILLIMETERS.
2. SPECIFICATIONS SUBJECT TO CHANGE OR WITHDRAWAL WITHOUT NOTICE.
3. THIS PART IS RoHS 2011/65/EU COMPLIANT.
4. PART IS IP57 RATED.
5. ASSEMBLY IS WASHABLE WITH BOOT IN PLACE.

**UNLESS OTHERWISE
SPECIFIED:
DIMENSIONS ARE IN
MILLIMETERS,
TOLERANCES
ARE ± 0.5 AND
ANGLES ARE $\pm 3^\circ$.**

POW-1644P-B-R.idw

SIZE

A3



Designed by	
-------------	--

J.D

Date _____

Checked by

Date _____

Approved by

Date _____

Drawn Date	
------------	--

POW-1644P-B-R

Microphone

Edition

Sheet

■

1 / 1

Mouser Electronics

Authorized Distributor

Click to View Pricing, Inventory, Delivery & Lifecycle Information:

[PUI Audio:](#)

[POW-1644P-B-R](#)