

SPECIFICATIONS

PARAMETERS	VALUES	UNITS
DIRECTIVITY	OMNI	-
SENSITIVITY	-44 ± 3	dB
STANDARD OPERATING VOLTAGE	2	Vdc
MAX OPERATING VOLTAGE	10	Vdc
CURRENT CONSUMPTION (MAX)	0.5	mA
IMPEDANCE	2.2	KOhm
SIGNAL TO NOISE RATIO (MIN.)	60	dB
OPERATING TEMPERATURE	-20 ~ +70	°C
TERMINAL	LEAD WIRE	-
INTERNAL CAPACITOR	33 + 10	pF

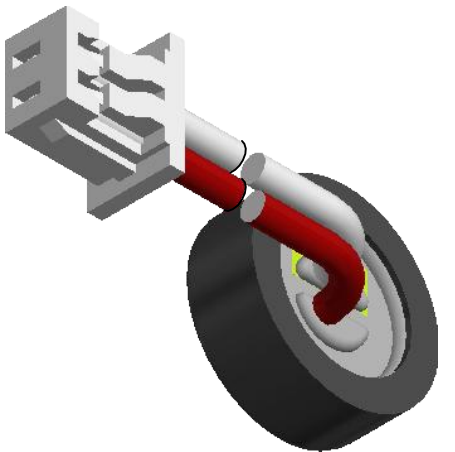
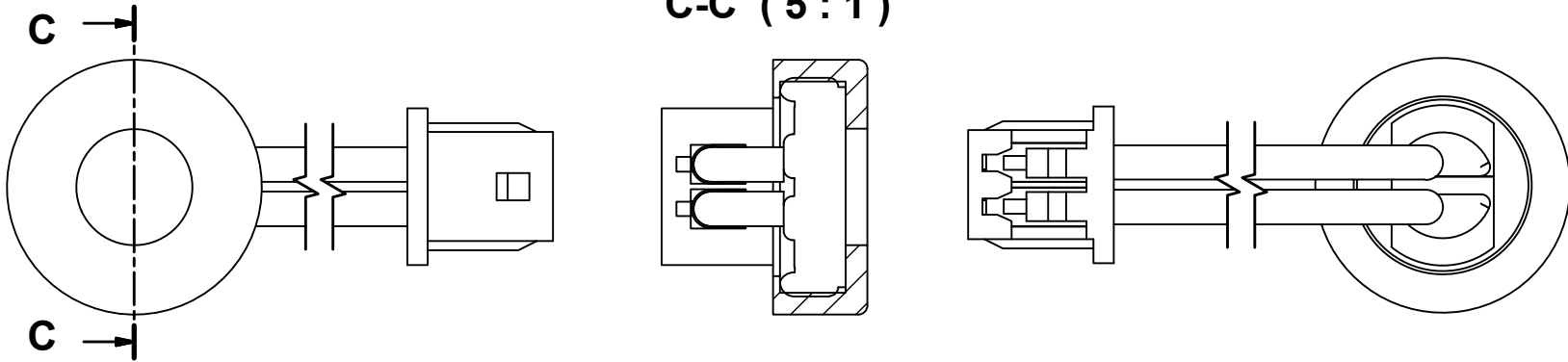
THIS DOCUMENT CONTAINS DATA PROPRIETARY TO
PROJECTS UNLIMITED, INC. ANY USE OR
REPRODUCTION, IN ANY FORM, WITHOUT PRIOR
WRITTEN PERMISSION OF PROJECTS UNLIMITED,
INC. IS PROHIBITED.
©2003, Projects Unlimited Inc.

REVISION HISTORY			
LTR.	DESCRIPTION	DATE	APPROVED

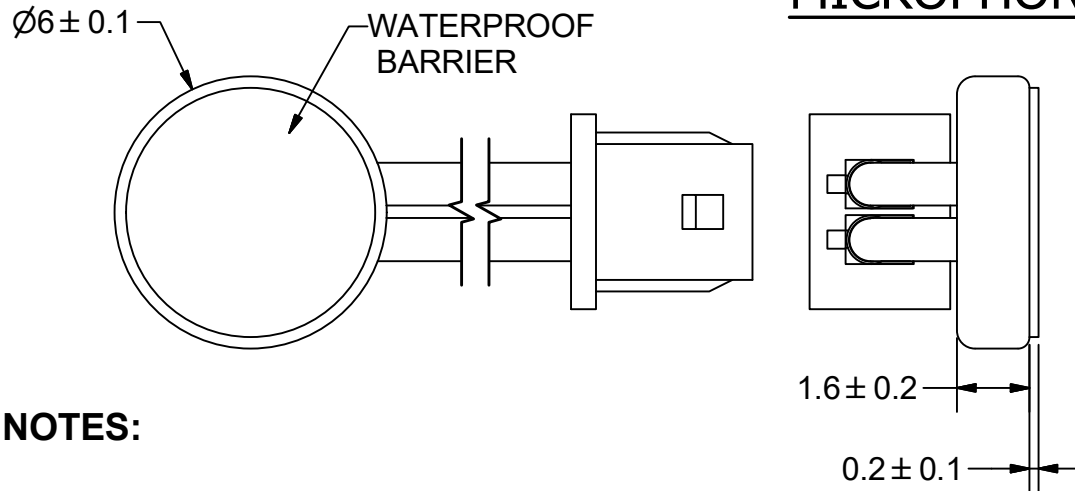
LTR	DESCRIPTION	DATE	APPROVED
-	RELEASED FROM ENGINEERING	10/10/2006	
A	REVISED OPERATING TEMPERATURE AND IP RATING	6/9/2008	B.R.
B	REVISED TO INVENTOR 3-D DRAWING TEMPLATE	9/4/2008	B.R.
C	ADDED PIN LOCATION	7/14/2010	B.R.
D	REVISED DIMENSIONS AND INTERNAL CAPACITORS	2/14/2020	M.V.

ASSEMBLY

C-C (5 : 1)

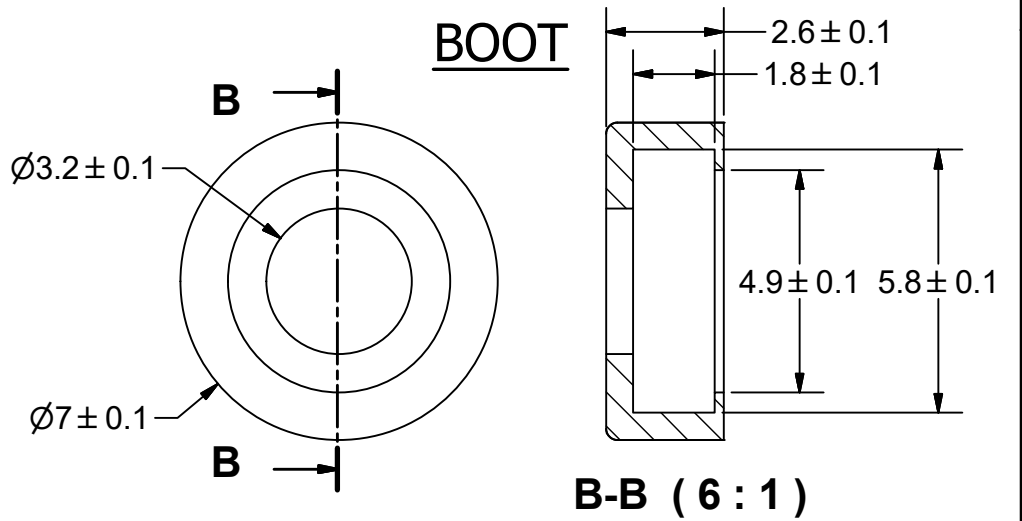



MICROPHONE



NOTES:

1. ALL DIMENSIONS ARE IN MILLIMETERS.
2. SPECIFICATIONS SUBJECT TO CHANGE OR WITHDRAWAL WITHOUT NOTICE.
3. THIS PART IS RoHS 2002/95/EC COMPLIANT.
- Δ4. MOLEX CONNECTOR P/N: 51021-0200
5. PART IS IP57 RATED.
6. ASSEMBLY IS WASHABLE WITH BOOT IN PLACE.



UNLESS OTHERWISE SPECIFIED: DIMENSIONS ARE IN MILLIMETERS, TOLERANCES ARE ±0.5 AND ANGLES ARE ±3°.	SIZE	Designed by	Date	Checked by	Date	Approved by	Date	Drawn Date	
		J.D.	10/10/2006	B.R.	10/11/2006	R.W.	10/11/2006	9/4/2008	
	A3	 pui audio TM inc			POW-1644L-LWC50-B-R				
					Microphone				
POW-1644L-LWC50-B-R.idw							-	1 / 1	

Mouser Electronics

Authorized Distributor

Click to View Pricing, Inventory, Delivery & Lifecycle Information:

[PUI Audio:](#)

[POW-1644L-LWC50-B-R](#)