

## SPECIFICATIONS

PARAMETERS	VALUES	UNIT
DIRECTIVITY	OMINI	-
SENSITIVITY	-42 ± 3	dB
STANDARD OPERATING VOLTAGE	2	Vdc
MAX OPERATING VOLTAGE	10	Vdc
CURRENT CONSUMPTION (MAX)	0.5	mA
IMPEDANCE	2.2	KOhm
SIGNAL TO NOISE RATIO (MIN.)	60	dB
TERMINAL	SOLDER PADS	-
INTERNAL CAPACITOR	N/A	pF

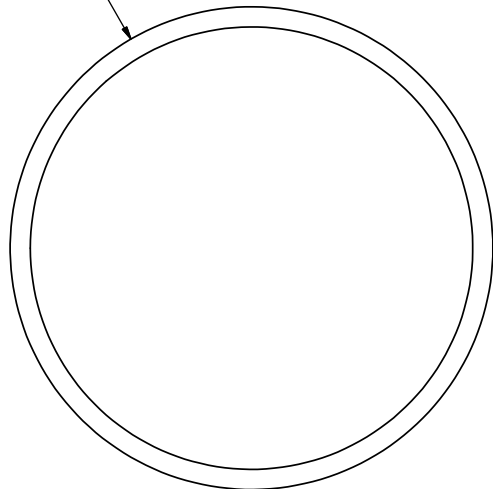
THIS DOCUMENT CONTAINS DATA PROPRIETARY TO PROJECTS UNLIMITED, INC. ANY USE OR REPRODUCTION, IN ANY FORM, WITHOUT PRIOR WRITTEN PERMISSION OF PROJECTS UNLIMITED, INC. IS PROHIBITED.

©2003, Projects Unlimited Inc.


## REVISION HISTORY

LTR	DESCRIPTION	DATE	APPROVED
-	RELEASED FROM ENGINEERING	1/25/2006	
A	ADDED TERMINAL TYPE AND POLARITY	2/5/2007	D.F.
B	REVISED TO INVENTOR 3-D DRAWING TEMPLATE	10/6/2010	B.R.

Ø6 ± 0.1

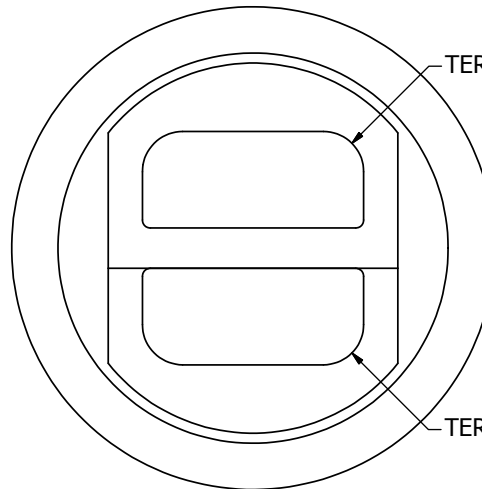


2.7 ± 0.2



TERM 1 (+)

TERM 2 (-)



### NOTES:

1. ALL DIMENSIONS ARE IN MILLIMETERS.
2. SPECIFICATIONS SUBJECT TO CHANGE OR WITHDRAWAL WITHOUT NOTICE.
3. THIS PART IS RoHS 2002/95/EC COMPLIANT.

UNLESS OTHERWISE SPECIFIED:

DIMENSIONS ARE IN MILLIMETERS,

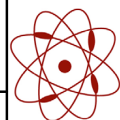
TOLERANCES ARE ±0.5 AND ANGLES ARE ±3°.

SIZE

A3

POM-2742L-2-R.idw

Designed by	Date	Checked by	Date	Approved by	Date	Drawn Date
J.A.F.	1/25/2006	E.P.	1/25/2006	B.R.	1/25/2006	10/6/2010
POM-2742L-2-R						
Microphone						
Edition						Sheet
-						1 / 1



**pui audio**  
a projects unlimited company

# Mouser Electronics

Authorized Distributor

Click to View Pricing, Inventory, Delivery & Lifecycle Information:

[PUI Audio:](#)

[POM-2742L-2-R](#)