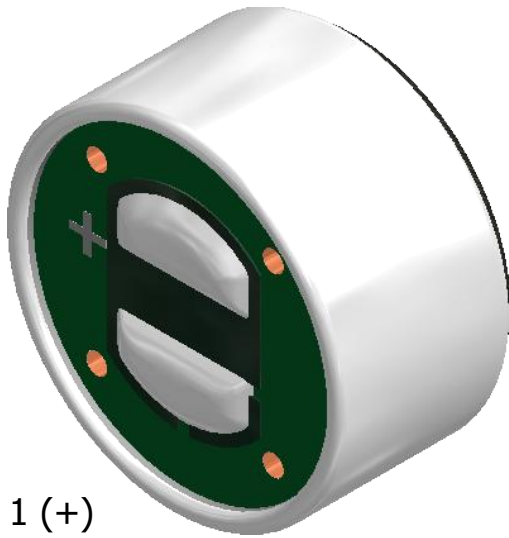
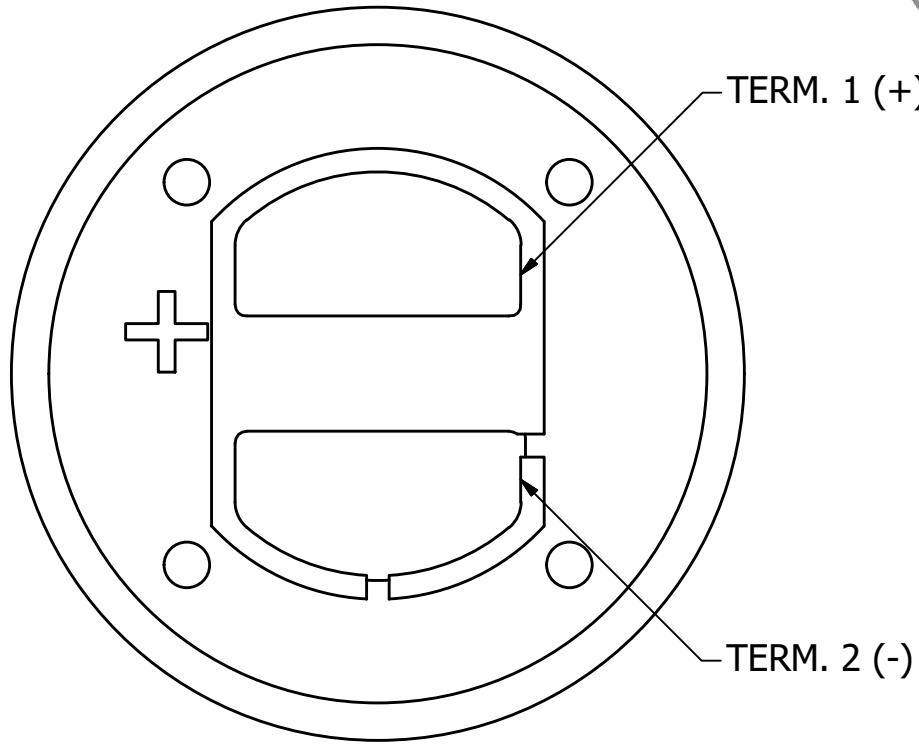
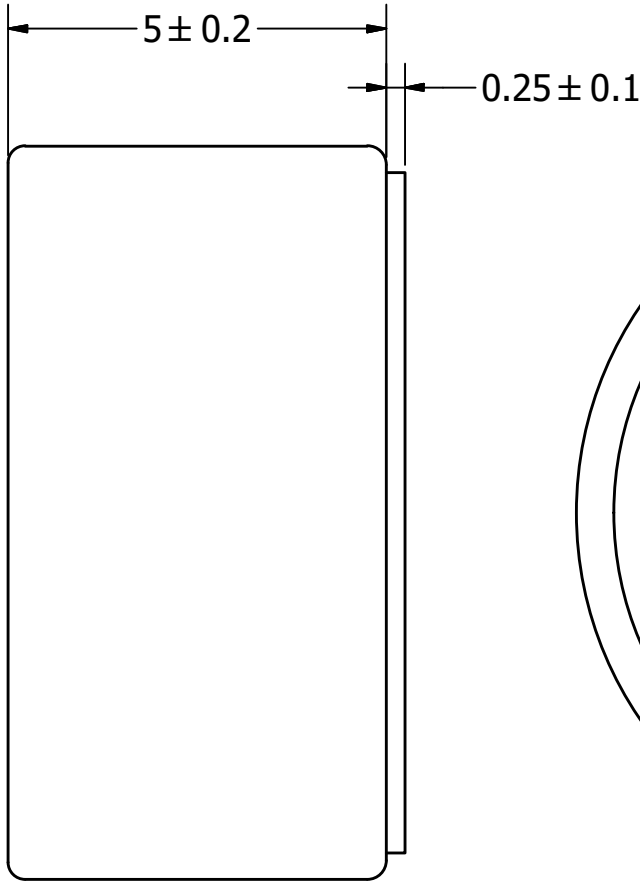
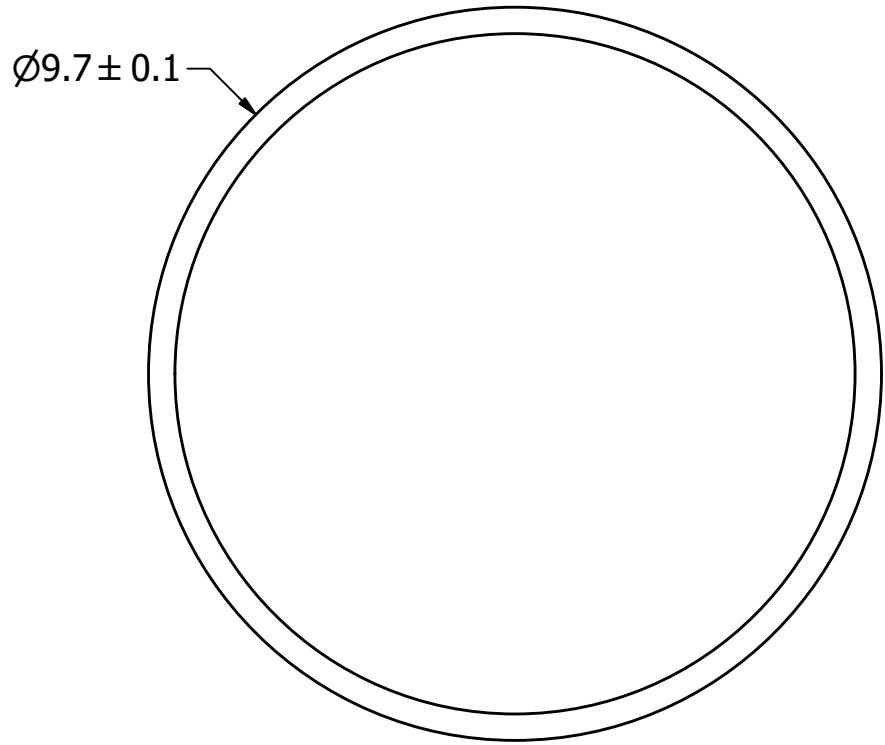


SPECIFICATIONS		
PARAMETERS	VALUES	UNIT
DIRECTIVITY	UNI	-
SENSITIVITY	-47 ± 4	dB
STANDARD OPERATING VOLTAGE	1.5	Vdc
MAX OPERATING VOLTAGE	10	Vdc
CURRENT CONSUMPTION (MAX)	0.5	mA
IMPEDANCE	0.68	KOhm
SIGNAL TO NOISE RATIO (MIN.)	55	dB
TERMINAL	SOLDER PADS	-
INTERNAL CAPACITOR	N/A	pF

THIS DOCUMENT CONTAINS DATA PROPRIETARY TO PROJECTS UNLIMITED, INC. ANY USE OR REPRODUCTION, IN ANY FORM, WITHOUT PRIOR WRITTEN PERMISSION OF PROJECTS UNLIMITED, INC. IS PROHIBITED.  
©2003, Projects Unlimited Inc.

REVISION HISTORY			
LTR	DESCRIPTION	DATE	APPROVED
-	RELEASED FROM ENGINEERING	4/17/2013	
A	REVISED TO INVENTOR 3-D DRAWIING TEMPLATE	8/5/2013	B.R.



- NOTES:**
1. ALL DIMENSIONS ARE IN MILLIMETERS.
  2. SPECIFICATIONS SUBJECT TO CHANGE OR WITHDRAWL WITHOUT NOTICE.
  3. THIS PART IS RoHS 2011/65/EU COMPLIANT.
  4. THIS PART IS BACK ELECTRET.

UNLESS OTHERWISE SPECIFIED:  DIMENSIONS ARE IN MILLIMETERS,  TOLERANCES ARE ±0.5 AND ANGLES ARE ±3°.	SIZE  A3	Designed by	Date	Checked by	Date	Approved by	Date	Drawn Date
		J.D.	4/17/2013	M.L.	4/17/2013	B.R.	4/17/2013	8/5/2013
		 <b>pui audio</b> ™ inc a projects unlimited company			AUM-5047L-3-R (Back Electret)			
	Microphone				Edition	Sheet		
AUM-5047L-3-R (Back Electret).idw						-	1 / 1	

# Mouser Electronics

Authorized Distributor

Click to View Pricing, Inventory, Delivery & Lifecycle Information:

[PUI Audio:](#)

[AUM-5047L-3-R](#)