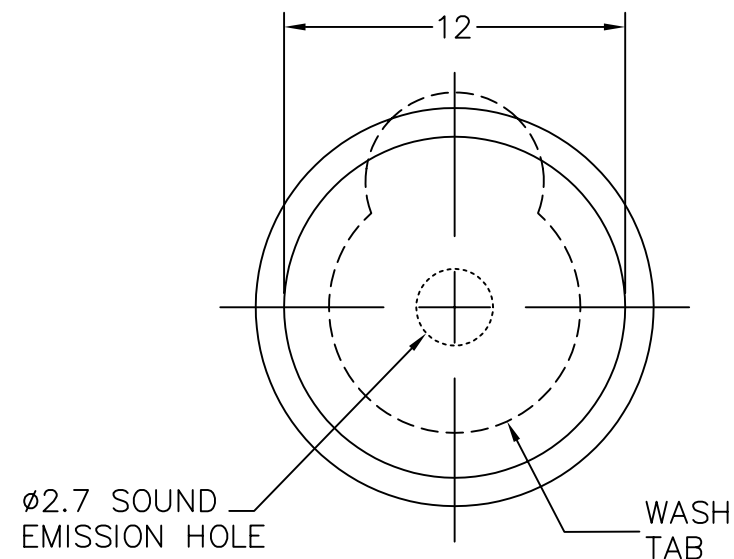
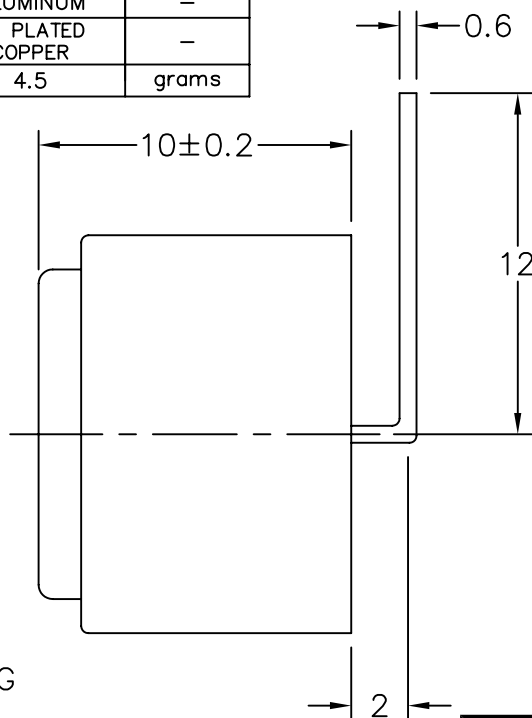
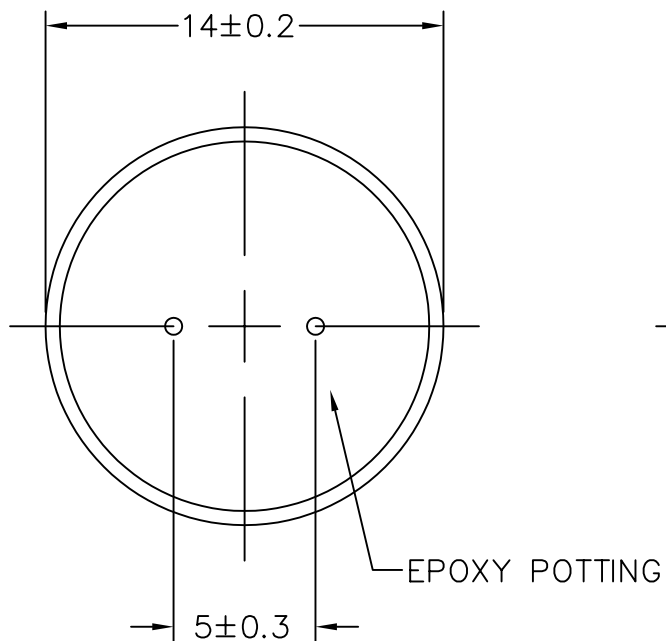


THIS DOCUMENT CONTAINS DATA PROPRIETARY TO PROJECTS UNLIMITED, INC. ANY USE OR REPRODUCTION, IN ANY FORM, WITHOUT PRIOR WRITTEN PERMISSION OF PROJECTS UNLIMITED, INC. IS PROHIBITED.  
© 2005, Projects Unlimited Inc.

## SPECIFICATIONS

PARAMETERS	VALUES	UNITS
RATED VOLTAGE (SQUARE WAVE)	1.5	Vp-p
OPERATING VOLTAGE RANGE	1 ~ 3	Vp-p
RATED CURRENT (MAX)	30	mA
COIL RESISTANCE	16±4	OHM
MINIMUM SPL @ 10 CM	85	dBa
RESONANT FREQUENCY	2500±200	Hz
OPERATING TEMPERATURE	-20 ~ +70	°C
STORAGE TEMPERATURE	-30 ~ +80	°C
HOUSING MATERIAL	ALUMINUM	-
TERMINAL MATERIAL	Sn PLATED COPPER	-
WEIGHT	4.5	grams



### NOTES:

1. ALL DIMENSIONS ARE IN MILLIMETERS.
2. SPECIFICATION SUBJECT TO CHANGE OR WITHDRAWAL WITHOUT NOTICE.
3. THIS PART IS RoHS 2002/95/EC COMPLIANT.

FILE NAME  
AT-1425-SWT-BP-R.DWG

## REVISIONS

LTR	DESCRIPTION	DATE	APPROVED
-	RELEASED FROM ENGINEERING	10/26/06	

UNLESS OTHERWISE SPECIFIED:  
DIMENSIONS ARE IN  
MILLIMETERS, TOLERANCES ARE ±0.5 AND  
ANGLES ARE ±3°.

APPROVALS	DATE
DRAWN <i>J.D.</i>	10/06
CHECKED <i>R.W.</i>	10/06
APPROVED <i>B.R.</i>	10/06

DO NOT SCALE DRAWING



projects®  
unlimited

Dayton , Ohio

TRANSDUCER (ELECTRO-MECH)

SIZE A DRAWING NO.  
AT-1425-SWT-BP-R

SCALE: N.T.S.

SHEET 1 OF 1

# Mouser Electronics

Authorized Distributor

Click to View Pricing, Inventory, Delivery & Lifecycle Information:

[PUI Audio:](#)

[AT-1425-SWT-BP-R](#)