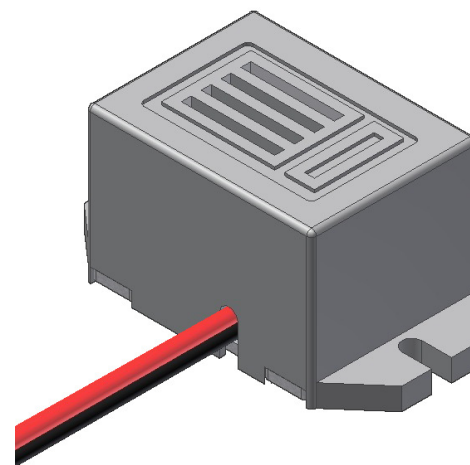


AI-2304-TF-LW120-R 23 x 17mm Indicator

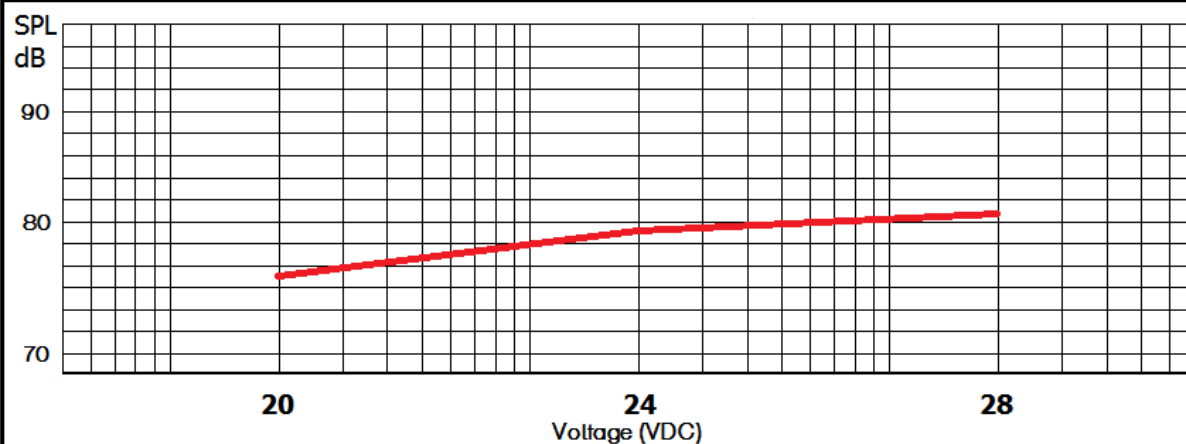
3541 Stop Eight Road • Dayton, Ohio 45414

Product Overview

- 23 x 17mm housing, 20-28 VDC self-drive indicator
- 86 dBA minimum output (24 VDC @ 10 cm)
- 400 Hz continuous tone is easily heard by those with hearing loss
- Durable ABS enclosure with integrated mounting tabs
- 120mm 26 AWG UL1007 lead wires




SPL vs Voltage (measured @ 30 cm)



Audio Products of PUI Inc. and CFSI

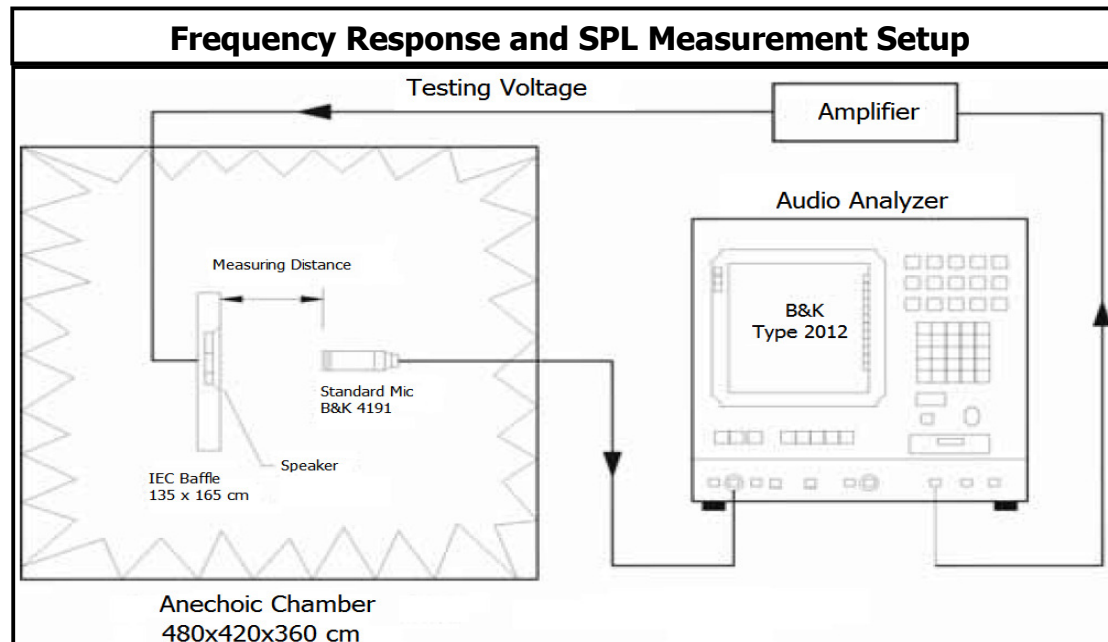




pui
audio™ inc
a projects unlimited company

AI-2304-TF-LW120-R 23 x 17mm Indicator

Mechanical and Environment Testing	
Test Description	Test Condition
High Temperature	70°C ($\pm 2^\circ\text{C}$) with random humidity for 96 hours
Low Temperature	-30°C ($\pm 2^\circ\text{C}$) with random humidity for 96 hours
Humidity	40°C ($\pm 2^\circ\text{C}$) with 90% to 95% relative humidity for 96 hours
Vibration	0.75 mm movement modulated at 10-55 Hz for 3 hours
Drop Test	100 cm free fall onto wood board, 10 cycles
Temperature Cycle Test	-20°C to 70°C, 100 cycles
After tests, part shall rest for 2 hours. Parts are then tested for clean, pure tones.	



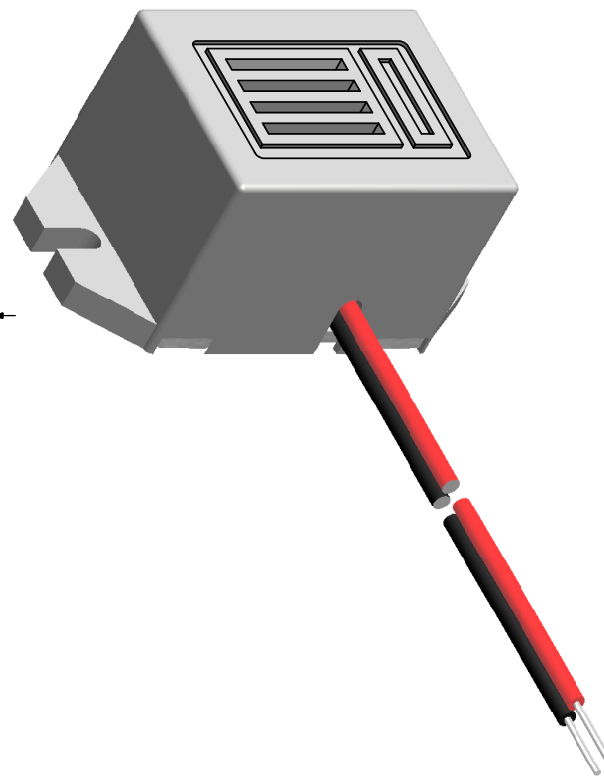
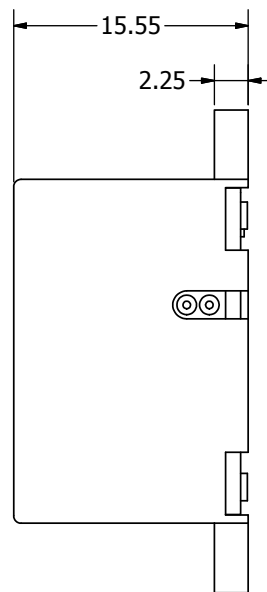
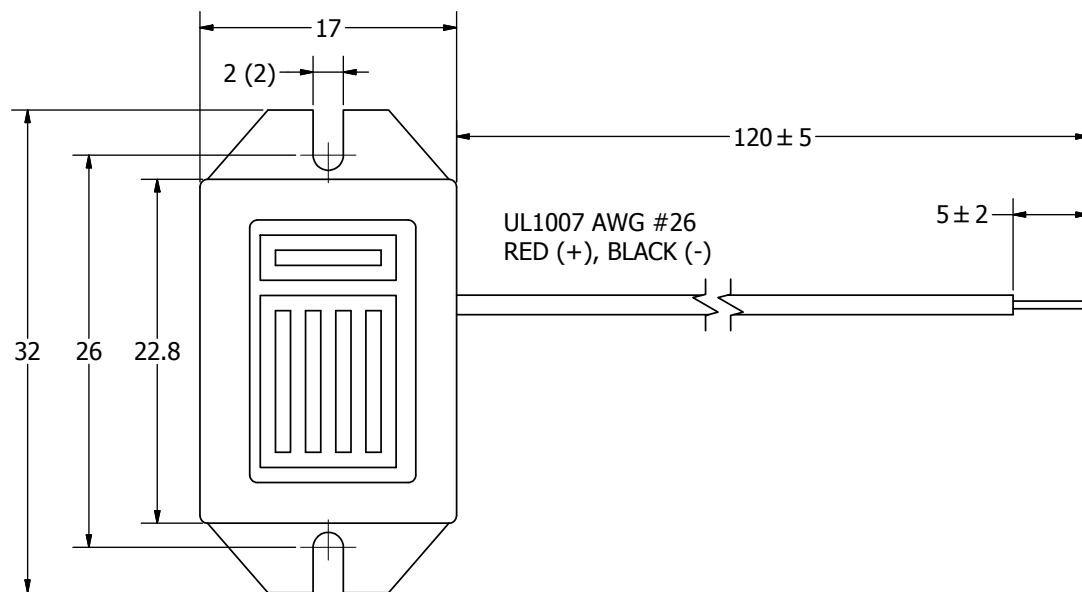
SPECIFICATIONS

PARAMETERS	VALUES	UNITS
RATED VOLTAGE	24	Vdc
OPERATING VOLTAGE RANGE	20 ~ 28	Vdc
RATED CURRENT (MAX)	24	mA
MINIMUM SPL @ 10 CM	86	dBA
RESONANT FREQUENCY	400 ± 50	Hz
TONE OR PULSE RATE	CONTINUOUS	0 pulse /sec
OPERATING TEMPERATURE	-20 ~ +60	°C
STORAGE TEMPERATURE	-30 ~ +70	°C
HOUSING MATERIAL	ABS	-
TERMINAL MATERIAL	LEAD WIRES	-
WEIGHT	10	grams

THIS DOCUMENT CONTAINS DATA PROPRIETARY TO PROJECTS UNLIMITED, INC. ANY USE OR REPRODUCTION, IN ANY FORM, WITHOUT PRIOR WRITTEN PERMISSION OF PROJECTS UNLIMITED, INC. IS PROHIBITED.
©2003, Projects Unlimited Inc.


REVISION HISTORY

LTR	DESCRIPTION	DATE	APPROVED
-	RELEASED FROM ENGINEERING	5/16/2006	
A	REVISED TO INVENTOR 3-D DRAWING TEMPLATE	12/6/2007	B.R.



NOTES:

1. ALL DIMENSIONS ARE IN MILLIMETERS.
2. SPECIFICATIONS SUBJECT TO CHANGE OR WITHDRAWAL WITHOUT NOTICE.
3. THIS PART IS RoHS 2002/95/EC COMPLIANT.

UNLESS OTHERWISE SPECIFIED: DIMENSIONS ARE IN MILLIMETERS, TOLERANCES ARE ±0.5 AND ANGLES ARE ±3°.	SIZE A3	Designed by J.D.	Date 5/16/2006	Checked by E.P.	Date 5/16/2006	Approved by B.R.	Date 5/16/2006	Drawn Date 12/6/2007
AI-2304-TF-LW120-R.idw		 pui audio a projects unlimited company			AI-2304-TF-LW120-R			
		Indicator					Edition -	Sheet 1 / 1

Mouser Electronics

Authorized Distributor

Click to View Pricing, Inventory, Delivery & Lifecycle Information:

[PUI Audio:](#)

[AI-2304-TF-LW120-R](#)