

AI-1440-TWT-12V-R 14mm Indicator

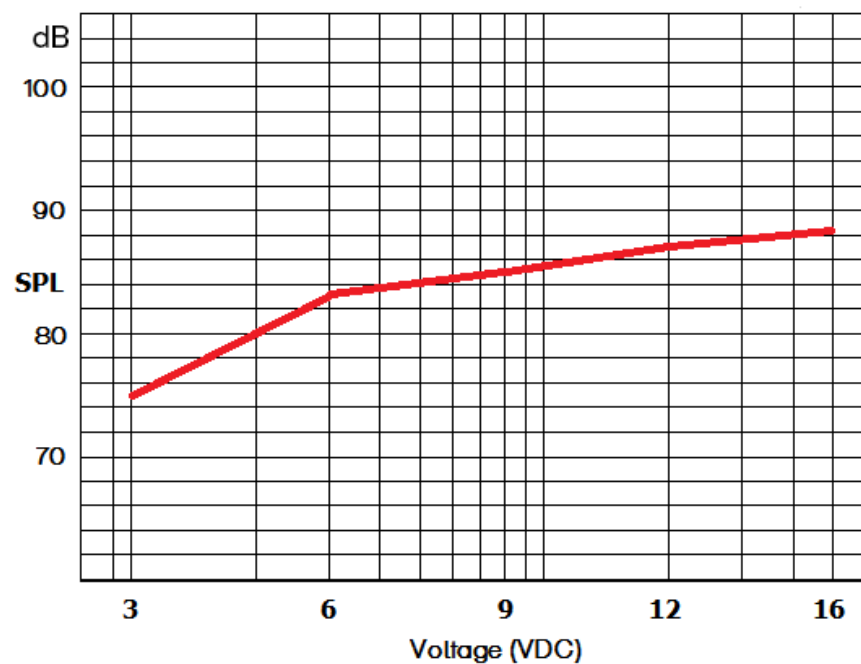
3541 Stop Eight Road • Dayton, Ohio 45414

Product Overview

- 14mm diameter, 3-16 VDC self-drive indicator
- 80 dBA minimum output (12 VDC @ 10 cm) and 4 kHz continuous tone
- Noryl™ housing withstands Wave soldering temperatures
- Removable wash tag preserves performance




SPL vs Voltage (measured @ 10 cm)



An Initiative of the EEC and GeS





AI-1440-TWT-12V-R

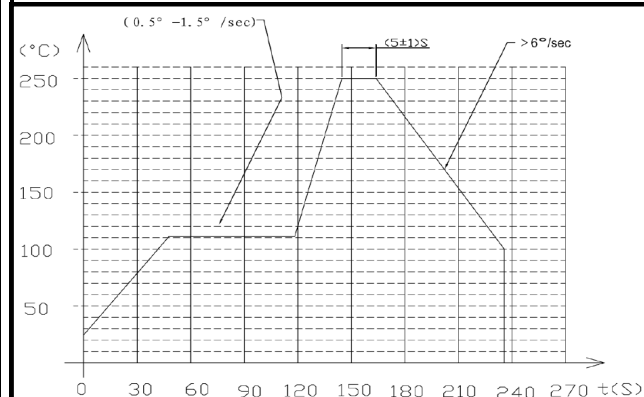
14mm Indicator

Mechanical and Environment Testing

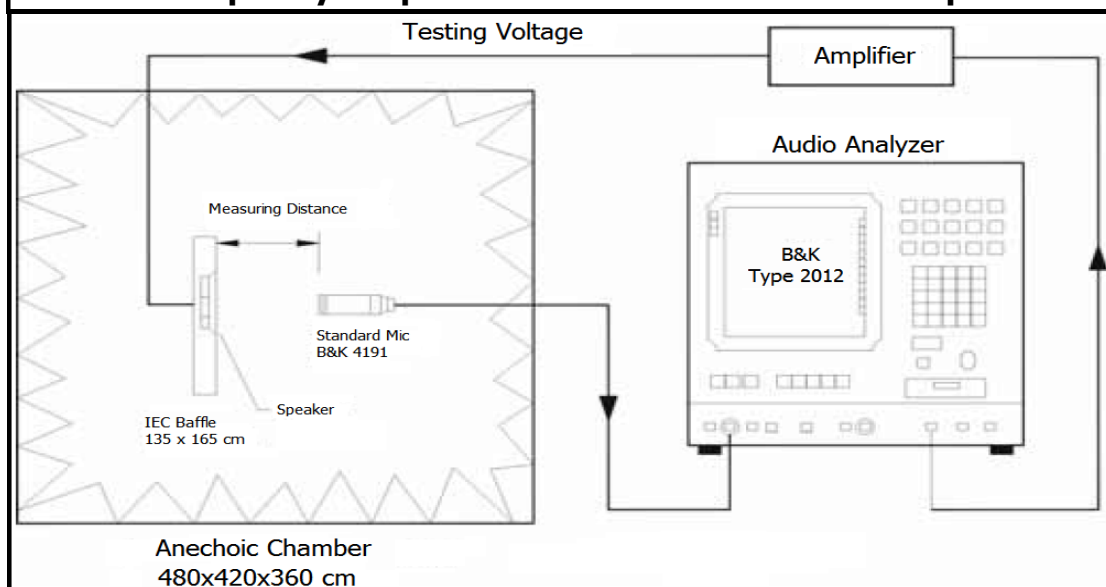
Test Description	Test Condition
High Temperature	85°C ($\pm 2^\circ\text{C}$) with random humidity for 96 hours
Low Temperature	-25°C ($\pm 2^\circ\text{C}$) with random humidity for 96 hours
Humidity	40°C ($\pm 2^\circ\text{C}$) with 90% to 95% relative humidity for 96 hours
Vibration	0.75 mm movement modulated at 10-55 Hz for 3 hours
Drop Test	100 cm free fall onto wood board, 10 cycles
Temperature Cycle Test	-30°C to 80°C, 100 cycles

After tests, part shall rest for 2 hours. Parts are then tested for clean, pure tones.

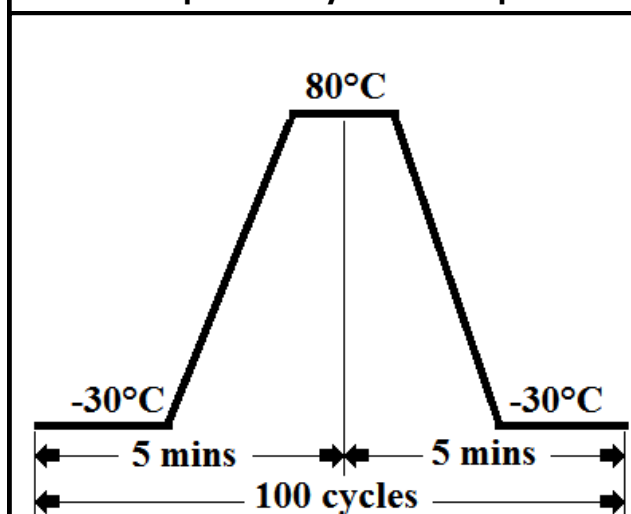
Wave Solder Profile



Frequency Response and SPL Measurement Setup



Temperature Cycle Test Graph



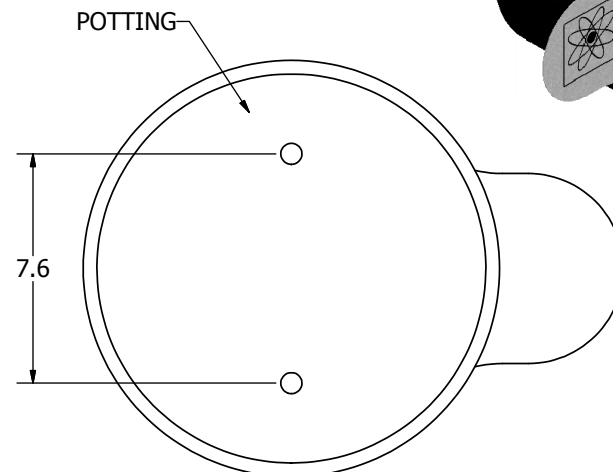
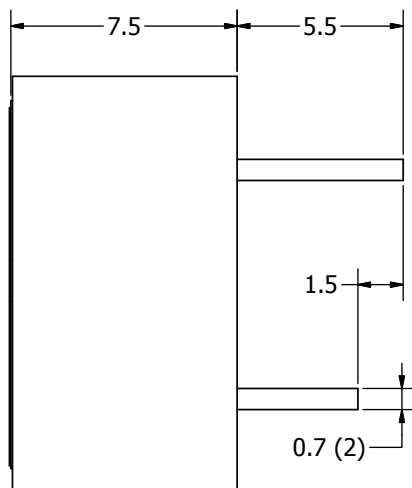
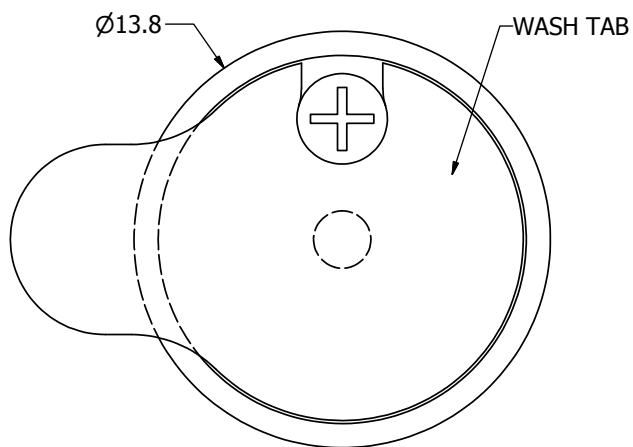
SPECIFICATIONS

PARAMETERS	VALUES	UNITS
RATED VOLTAGE	12	Vdc
OPERATING VOLTAGE RANGE	3 ~ 16	Vdc
RATED CURRENT (MAX)	7	mA
MINIMUM SPL @ 10 CM	80	dB
RESONANT FREQUENCY	4,000 ± 500	Hz
TONE OR PULSE RATE	CONTINUOUS	0 pulse /second
OPERATING TEMPERATURE	-20 ~ +70	°C
STORAGE TEMPERATURE	-30 ~ +80	°C
HOUSING MATERIAL	NORYL	-
TERMINAL MATERIAL	Sn PLATED RED COPPER	-
WEIGHT	1	grams

THIS DOCUMENT CONTAINS DATA PROPRIETARY TO PROJECTS UNLIMITED, INC. ANY USE OR REPRODUCTION, IN ANY FORM, WITHOUT PRIOR WRITTEN PERMISSION OF PROJECTS UNLIMITED, INC. IS PROHIBITED.
©2003, Projects Unlimited Inc.


REVISION HISTORY

LTR	DESCRIPTION	DATE	APPROVED
-	RELEASED FROM ENGINEERING	8/19/2004	
A	REVISED RoHS STATEMENT	5/27/2005	B.R.
B	REVISED DIMENSION SIZE AND STYLE	11/28/2005	B.R.
C	REVISED TERMINAL MATERIAL	3/20/2006	B.R.
D	REVISED TO INVENTOR 3-D DRAWING TEMPLATE	10/9/2007	B.R.



NOTES:

1. ALL DIMENSIONS ARE IN MILLIMETERS.
2. SPECIFICATIONS SUBJECT TO CHANGE OR WITHDRAWAL WITHOUT NOTICE.
3. THIS PART IS RoHS 2002/95/EC COMPLIANT.

UNLESS OTHERWISE SPECIFIED: DIMENSIONS ARE IN MILLIMETERS, TOLERANCES ARE ±0.5 AND ANGLES ARE ±3°.	SIZE	Designed by	Date	Checked by	Date	Approved by	Date	Drawn Date
		J.D.	8/19/2004			R.W.	8/20/2004	10/9/2007
	A3	 pui audio [™] inc <small>a projects unlimited company</small>			AI-1440-TWT-12V-R			
AI-1440-TWT-12V-R.idw	Indicator					Edition	Sheet	
							-	1 / 1

Mouser Electronics

Authorized Distributor

Click to View Pricing, Inventory, Delivery & Lifecycle Information:

[PUI Audio:](#)

[AI-1440-TWT-12V-R](#)