


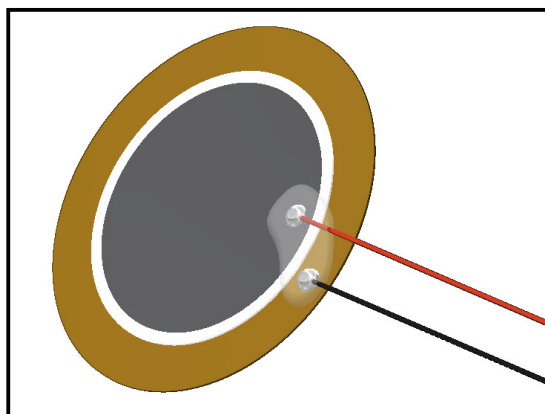
3541 Stop Eight Road • Dayton, Ohio 45414

## AB2720B 27mm Piezoelectric Bender



### Product Overview

- 27mm diameter ceramic piezo bender with 2 kHz resonant frequency
- Reliable, 0.23mm thin, and lightweight
- Very low current consumption for use in portable devices
- Designed to be driven with direct TTL or CMOS signals up to 30Vp-p
- Available with 100mm lead wires




AB2720B-LW100-R



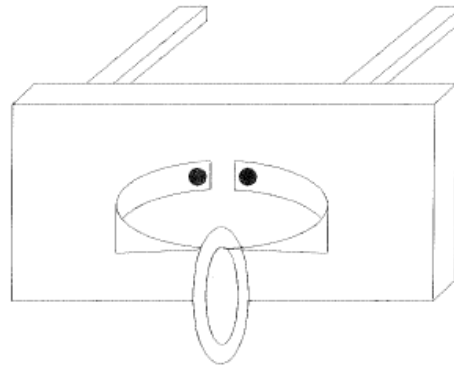
AMERICAN FILM & PHOTOGRAPHY SUPPLY





**pui**  
**audio**™ inc  
a projects unlimited company

## AB2720B 27mm Piezoelectric Bender



The piezo ceramic diaphragm shall be clamped at a nodal point as shown in the figure above and be free from any mechanical stress. The resonant frequency and resonant impedance is measured using sine sweep analysis. The resonant frequency is defined where the impedance shows minimum value; this shall also be the resonant impedance.

Capacitance is measured at 120 Hz using an LCR meter such as a Hewlett Packard HP49194A.

### Nodal Mounting



Mounting typically occurs at 60% of the overall diameter of the piezo bender's brass or steel plate. Usually the same diameter as the piezo ceramic element.

Higher output than Edge Mounting with reduced frequency response bandwidth (i.e. single tone).

### Edge Mounting



Mounting typically occurs at 1mm inside the outside edge of the bender's brass or steel plate.

Wider frequency response than Nodal Mounting while sacrificing maximum output.

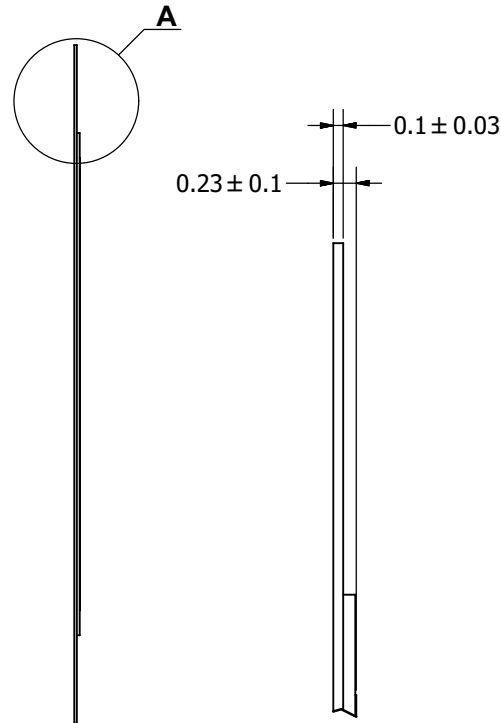
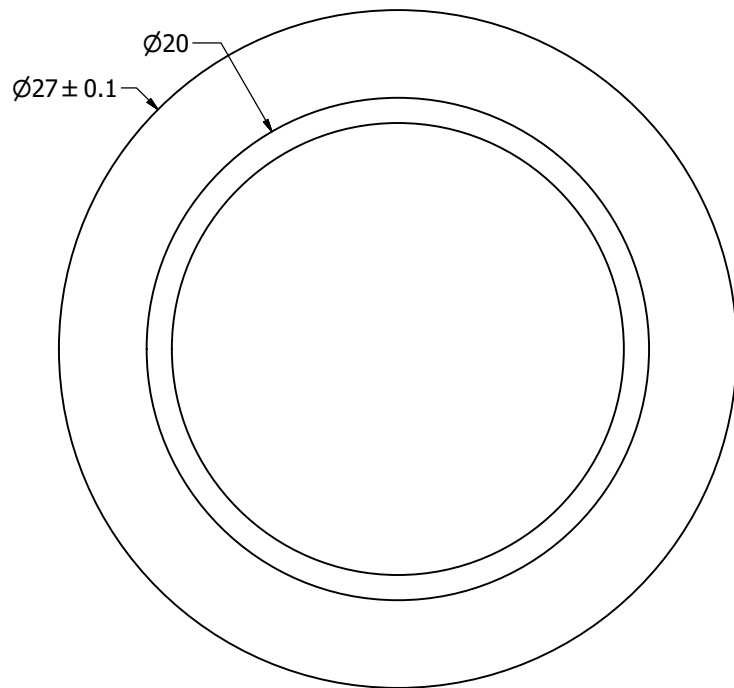
## SPECIFICATIONS

PARAMETERS	VALUES	UNITS
RESONANT FREQUENCY	2,000 ± 500	Hz
RESONANT IMPEDANCE (MAX)	300	Ohm
MAX INPUT VOLTAGE	30	Vp-p
CAPACITANCE @ 1kHz	45,000 ± 30%	pF
PLATE MATERIAL	BRASS	-
OPERATING TEMPERATURE	-20 ~ +70	°C
STORAGE TEMPERATURE	-30 ~ +80	°C


THIS DOCUMENT CONTAINS DATA PROPRIETARY TO PROJECTS UNLIMITED, INC. ANY USE OR REPRODUCTION, IN ANY FORM, WITHOUT PRIOR WRITTEN PERMISSION OF PROJECTS UNLIMITED, INC. IS PROHIBITED.  
©2003, Projects Unlimited Inc.

## REVISION HISTORY

LTR	DESCRIPTION	DATE	APPROVED
-	RELEASED FROM ENGINEERING	4/9/2002	
A	REVISED TO NEW TEMPLATE	9/4/2003	R.W.
B	REVISED SPECIFICATIONS	1/12/2004	R.W.
C	REVISED DIMENSION SIZE AND SYLE	1/19/2006	B.R.
D	REVISED TO INVENTOR 3-D DRAWING TEMPLATE	8/11/2010	B.R.

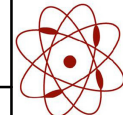


A ( 20 : 1 )



### NOTES:

1. ALL DIMENSIONS ARE IN MILLIMETERS.
2. SPECIFICATIONS SUBJECT TO CHANGE OR WITHDRAWL WITHOUT NOTICE.
3. THIS PART IS RoHS 2011/65/EU COMPLIANT.

UNLESS OTHERWISE SPECIFIED:  DIMENSIONS ARE IN MILLIMETERS,  TOLERANCES ARE ±0.5 AND ANGLES ARE ±3°.	SIZE  A3	Designed by	Date	Checked by	Date	Approved by	Date	Drawn Date
		RABL	4/9/2002			S.J.	4/10/2002	8/11/2010
	AB2720B.idw		 <b>pui audio</b> ™ a projects unlimited company		AB2720B			
		Bender			Edition	Sheet		
							-	1 / 1

# Mouser Electronics

Authorized Distributor

Click to View Pricing, Inventory, Delivery & Lifecycle Information:

[PUI Audio:](#)

[AB2720B](#)