



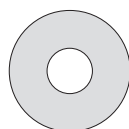
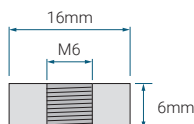
PG-12V80

12V 78.0 AH @ 20-hr.
12V 75.0 AH @ 10-hr.

Rechargeable Sealed Lead Acid Battery
PG – Long Life Series

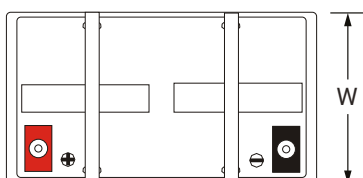
TERMINALS: (mm)

T6: Threaded insert with
6mm stud fastener



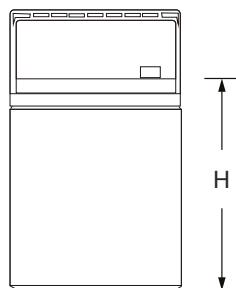
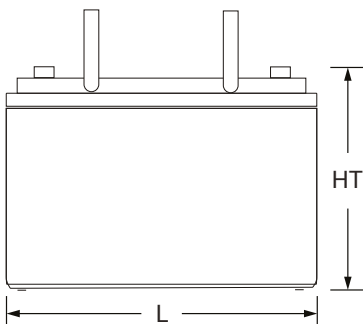
Torque: 3.9~5.4 Nxm

DIMENSIONS: inch (mm)



L: 10.20 (260)
W: 6.61 (168)
H: 8.19 (208)
HT: 8.43 (214)

Tolerances are +/- 0.04 in.
(+/- 1mm) and +/- 0.08 in.
(+/- 2mm) for height
dimensions. All data subject
to change without notice.



GLOBAL HEADQUARTERS (USA AND INTERNATIONAL EXCLUDING EMEA)

Power-Sonic Corporation
365 Cabela Dr Suite 300,
Reno, Nevada 89439
USA
T: +1 775 824 6500
E: customer-service@power-sonic.com

POWER-SONIC EMEA (EMEA – EUROPE, MIDDLE EAST AND AFRICA)

Smitropol 4, 3861 RS Nijkerk,
The Netherlands
T NL: + 31 33 7410 700
T UK: + 44 1268 560 686
T FR: + 33 344 32 18 17
E: salesEMEA@power-sonic.com

FEATURES

- Absorbent Glass Mat (AGM) technology for superior performance
- Superb high-rate discharge characteristics ensures reliable performance in UPS and telecom applications
- Proven valve regulated technology that guarantees safe operation without maintenance
- Rugged impact resistant ABS case and cover
- Thick plate design and efficient gas recombination yield a service life of 10 – 12 years in standby mode

APPROVALS

- Approved for transport by air. D.O.T., I.A.T.A., F.A.A. and C.A.B. certified
- U.L recognized
- ISO9001:2015 – Quality management systems

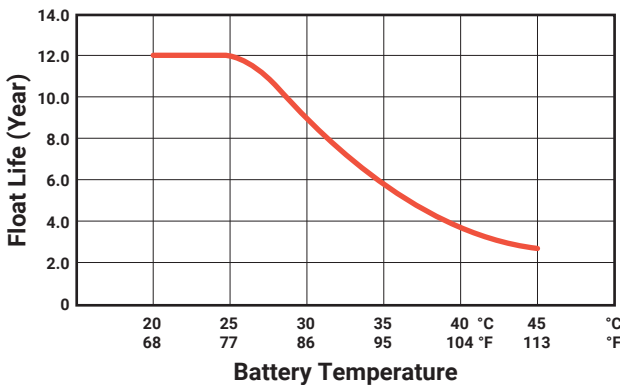
PERFORMANCE SPECIFICATIONS

Nominal Voltage	12 volts (6 cells)
Nominal Capacity	
20-hr. (3.90A to 10.80 volts)	78.0 AH
10-hr. (7.50A to 10.80 volts)	75.0 AH
5-hr. (13.50A to 10.50 volts)	67.5 AH
1-hr. (47.3A to 9.60 volts)	47.3 AH
Approximate Weight	50.05 lbs. (22.7 kg)
Internal Resistance (approx.)	7.5 milliohms
Max Short-Duration Discharge Current (5 Sec.)	750 amperes
Shelf Life	
PG series batteries may be stored for up to 6 months at 25 C (77F) and then a freshening charge is required. For higher temperatures the time interval will be shorter.	
Operating Temperature Range	
Charge	-4°F (-20°C) to 104°F (40°C)
Discharge	5°F (-15°C) to 122°F (50°C)
Case	ABS Plastic
Power Sonic Chargers	PSC-1210000ACX PSC-1210000PS PSC-1220000PS

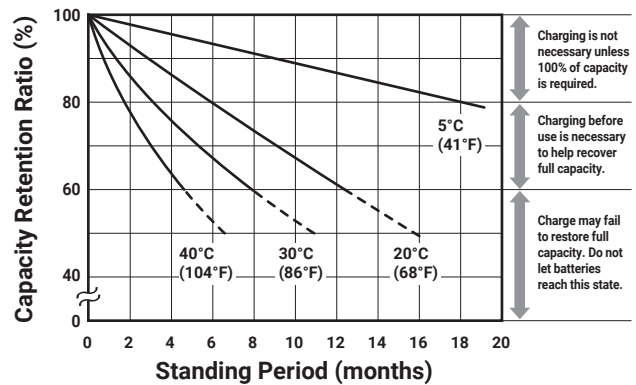
PG-12V80 12V 78.0 AH @ 20-hr. 12V 75.0 AH @ 10-hr.

Rechargeable Sealed Lead Acid Battery
PS – General Purpose Series

FLOAT LIFE IN YEARS VS. TEMPERATURE



GENERAL RELATION OF CAPACITY VS. STORAGE TIME



CHARGING

Cycle Applications: Apply constant voltage charge at 14.4V – 15.0V at 25°C. Initial charging current should be set at less than 22.5 Amps. Switch to float charge to avoid overcharging.

“Float” or “Stand-By” Service: Apply constant voltage charge of 13.5V to 13.8V at 25°C. Initial charging current should be set at less than 22.5 Amps. When held at this voltage, the battery will seek its own current level and maintain itself in a fully charged condition.

Temperature Compensation: Charging Voltage for both Cyclic and Standby applications should be regulated in relation to ambient temperature. As temperature rises charging voltage should be reduced to prevent overcharge and increased as temperature falls to avoid undercharge.

For further charging information including temperature compensation factors, see Power Sonic Technical Manual/ Power Sonic Charger specifications.

APPLICATIONS

A whole range of CYCLIC applications including but not limited to:

- Fire and Security
- Emergency Lighting
- Telecommunications
- Utility
- Solar
- Wind
- UPS

GLOBAL HEADQUARTERS (USA AND INTERNATIONAL EXCLUDING EMEA)

Power-Sonic Corporation
365 Cabela Dr Suite 300,
Reno, Nevada 89439
USA
T: +1 775 824 6500
E: customer-service@power-sonic.com

POWER-SONIC EMEA (EMEA – EUROPE, MIDDLE EAST AND AFRICA)

Smitsspol 4, 3861 RS Nijkerk,
The Netherlands
T NL: + 31 33 7410 700
T UK: + 44 1268 560 686
T FR: + 33 344 32 18 17
E: salesEMEA@power-sonic.com

CHARGERS

Power Sonic offers a wide range of chargers suitable for batteries with a variety of capacities.

Please refer to our website for more information on our switch mode and transformer type chargers.

Please contact our technical department for advice if you have difficulty in locating a suitable charger.

FURTHER INFORMATION

Please refer to our website www.power-sonic.com for a complete range of useful downloads, such as product catalogs, material safety data sheets (MSDS), ISO certification, etc.



Mouser Electronics

Authorized Distributor

Click to View Pricing, Inventory, Delivery & Lifecycle Information:

[Power-Sonic:](#)

[PG-12V80 M6](#)