



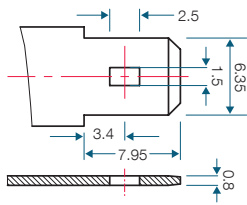
PDC-12140

12V 14.0 AH @ 20-hr.
12V 13.0 AH @ 10-hr.

Rechargeable Sealed Lead Acid Battery
PDC – Deep Cycle AGM Series

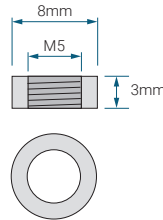
TERMINALS (mm)

F2: Quick disconnect tabs,
0.250" x 0.032" – Mate with
AMP. INC FASTON "250" series




Torque – Not Applicable

T15: Threaded insert with
5mm stud fastener

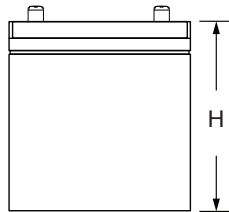



DIMENSIONS inch (mm)



L: 5.96 (151)
W: 3.92 (100)
H: 3.82 (97)
HT: 3.98 (101)

Tolerances are +/- 0.04 in.
(+/- 1mm) and +/- 0.08 in.
(+/- 2mm) for height
dimensions. All data subject
to change without notice.



GLOBAL HEADQUARTERS (USA AND INTERNATIONAL EXCLUDING EMEA)

Power-Sonic Corporation
365 Cabela Dr Suite 300,
Reno, Nevada 89523
USA
T: +1 619 661 2020
E: customer-service@power-sonic.com

POWER-SONIC EMEA (EMEA – EUROPE, MIDDLE EAST AND AFRICA)

Smitspol 4, 3861 RS Nijkerk,
The Netherlands
T NL: + 31 33 7410 700
T UK: + 44 1268 560 686
T FR: + 33 344 32 18 17
E: salesEMEA@power-sonic.com

FEATURES

- AGM (absorbent glass mat) technology for superior performance
- Valve regulated, maintenance free spill proof construction
- Specialized paste formulation for true longer life deep cycle performance
- Special additives in the paste ensure excellent performance in deep discharge situations
- Power/volume ratio yielding unrivaled energy density
- Rugged vibration and impact resistant ABS case and cover (UL94-HB) Also available to UL94-V0

APPROVALS

- Approved for transport by air. D.O.T., I.A.T.A., F.A.A. and C.A.B. certified
- U.L recognized
- ISO9001:2015 – Quality management systems

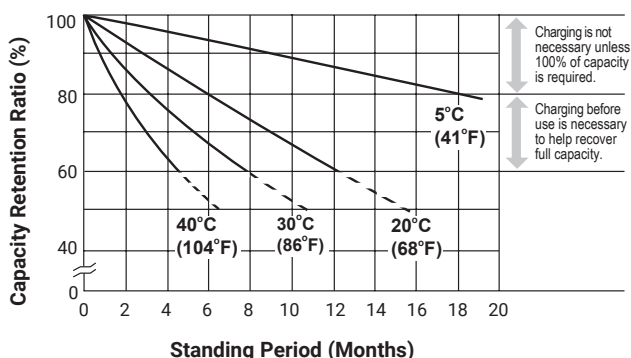
PERFORMANCE SPECIFICATIONS

Nominal Voltage	12 volts (6 cells)	
Nominal Capacity		
20-hr. (700mA to 10.50 volts)	14.00 AH	
10-hr. (1.3A to 10.50 volts)	13.00 AH	
8-hr. (1.59A to 10.50 volts)	12.72 AH	
5-hr. (2.28A to 10.20 volts)	11.40 AH	
1-hr. (8.40A to 9.00 volts)	8.40 AH	
15-min. (25.7A to 9.00 volts)	6.43 AH	
Approximate Weight	9.50 lbs. (4.30 kg)	
Internal Resistance (approx.)	14.0 milliohms	
Max Discharge Current (7 Min.)	39 amperes	
Max Short-Duration Discharge Current (10 Sec.)	130 amperes	
Shelf Life (% of nominal capacity at 68°F (20°C))		
1 Month	97%	
3 Month	91%	
6 Month	83%	
Operating Temperature Range		
Charge	5°F (-15°C) to 122°F (50°C)	
Discharge	-4°F (-20°C) to 140°F (60°C)	
Case	ABS Plastic	
Power Sonic Chargers	PSC-122000A-C PSC-122000-PC	

PDC-12140 12V 14.0 AH @ 20-hr. 12V 13.0 AH @ 10-hr.

Rechargeable Sealed Lead Acid Battery PDC – Deep Cycle AGM Series

SHELF LIFE & STORAGE



CHARGING

Cycle Applications: Apply constant voltage charge at 2.35v/c – 2.45v/c (14.1 – 14.7v for 12v Monobloc) at 20°C. Initial charging current should be set at less than 3.9Amps. Switch to float charge to avoid overcharging.

“Float” or “Stand-By” Service: Apply constant voltage charge of 2.25v/c – 2.30v/c (13.5 to 13.8 volts for 12v Monobloc at 20°C. When held at this voltage, the battery will seek its own current level and maintain itself in a fully charged condition.

Temperature Compensation: Charging Voltage for both Cyclic and Standby applications should be regulated in relation to ambient temperature. As temperature rises charging voltage should be reduced to prevent overcharge and increased as temperature falls to avoid undercharge.

For further charging information including temperature compensation factors, see Power Sonic Technical Manual/ Power Sonic Charger specifications.

APPLICATIONS

- Medical
- Wind
- Golf Carts
- Solar
- Mobility

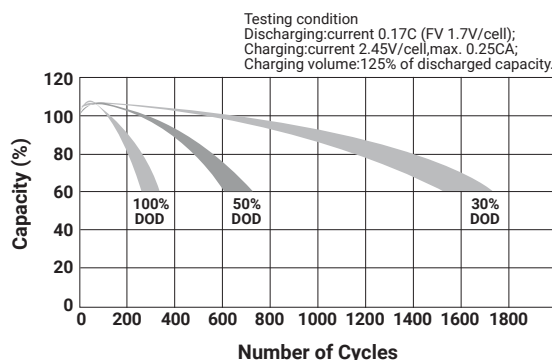
GLOBAL HEADQUARTERS (USA AND INTERNATIONAL EXCLUDING EMEA)

Power-Sonic Corporation
365 Cabela Dr Suite 300,
Reno, Nevada 89523
USA
T: +1 619 661 2020
E: customer-service@power-sonic.com

POWER-SONIC EMEA (EMEA – EUROPE, MIDDLE EAST AND AFRICA)

Smitspol 4, 3861 RS Nijkerk,
The Netherlands
T NL: + 31 33 7410 700
T UK: + 44 1268 560 686
T FR: + 33 344 32 18 17
E: salesEMEA@power-sonic.com

CYCLE LIFE IN RELATION TO DEPTH OF DISCHARGE



CHARGERS

Power Sonic offers a wide range of chargers suitable for batteries with a variety of capacities.

Please refer to our website for more information on our switch mode and transformer type chargers.

Please contact our technical department for advice if you have difficulty in locating a suitable charger.

FURTHER INFORMATION

Please refer to our website www.power-sonic.com for a complete range of useful downloads, such as product catalogs, material safety data sheets (MSDS), ISO certification, etc.



Mouser Electronics

Authorized Distributor

Click to View Pricing, Inventory, Delivery & Lifecycle Information:

Power-Sonic:

PDC12140