

Bus system cable - SAC-5P-M12MS/20,0-920/M12FS - 1529687


Please be informed that the data shown in this PDF Document is generated from our Online Catalog. Please find the complete data in the user's documentation. Our General Terms of Use for Downloads are valid
(<http://phoenixcontact.com/download>)



Bus system cable, CANopen®, DeviceNet™, 5-position, PUR halogen-free, violet RAL 4001, shielded, Plug straight M12, A-coded, on Socket straight M12, A-coded, cable length: 20 m



Key Commercial Data

| | |
|------------------------|---|
| Packing unit | 1 pc |
| Minimum order quantity | 50 pc |
| GTIN |  4 017918 989682 |
| GTIN | 4017918989682 |

Technical data

Dimensions

| | |
|-----------------|------|
| Length of cable | 20 m |
|-----------------|------|

Ambient conditions

| | |
|----------------------|------|
| Degree of protection | IP65 |
| | IP67 |
| | IP68 |

General

| | |
|-----------------------|--------------|
| Rated current at 40°C | 4 A |
| Rated voltage | 48 V AC |
| | 60 V DC |
| Number of positions | 5 |
| Insulation resistance | ≥ 100 MΩ |
| Coding | A - standard |
| Signal type/category | CANopen® |
| | DeviceNet™ |
| Status display | No |

Bus system cable - SAC-5P-M12MS/20,0-920/M12FS - 1529687

Technical data

General

| | |
|-----------------------------|-------|
| Overvoltage category | II |
| Degree of pollution | 3 |
| Insertion/withdrawal cycles | ≥ 100 |

Material

| | |
|--|---|
| Flammability rating according to UL 94 | HB |
| Contact material | CuSn |
| Contact surface material | Ni/Au |
| Contact carrier material | TPU GF |
| Material of grip body | TPU, hardly inflammable, self-extinguishing |
| Material, knurls | Zinc die-cast, nickel-plated |
| Sealing material | NBR |

Standards and Regulations

| | |
|--|----|
| Flammability rating according to UL 94 | HB |
|--|----|

Cable

| | |
|---|---|
| Cable type | CAN Bus/DeviceNet |
| Cable type (abbreviation) | 920 |
| UL AWM style | 21198 (80°C/300 V) |
| Cable structure | 2xAWG24/19+2xAWG22/19 |
| Conductor cross section | 2x 0.25 mm ² (Data cable) |
| | 2x 0.34 mm ² (Power supply) |
| | 1x 0.34 mm ² (Drain wire) |
| AWG signal line | 24 |
| AWG power supply | 22 |
| Conductor structure signal line | 19x 0.13 mm |
| Conductor structure, voltage supply | 19x 0.15 mm |
| Core diameter including insulation | 1.95 mm ±0.05 mm (Data cable) |
| | 1.4 mm ±0.05 mm (Power supply) |
| Wire colors | Red-black, blue-white |
| Twisted pairs | 2 cores to the pair |
| Type of pair shielding | Plastic-coated aluminum foil, aluminum side outside |
| Overall twist | 2 pairs around a drain wire in the center to the core |
| Shielding | Tinned copper braided shield |
| Optical shield covering | 80 % |
| External sheath, color | violet RAL 4001 |
| External cable diameter D | 6.7 mm ±0,3 mm |
| Minimum bending radius, fixed installation | 5 x D |
| Minimum bending radius, flexible installation | 10 x D |
| Number of bending cycles | 5000000 |
| Bending radius | 70 mm |

Bus system cable - SAC-5P-M12MS/20,0-920/M12FS - 1529687

Technical data

Cable

| | |
|---|---|
| Minimum bending radius, drag chain applications | 10 x D |
| Traversing path | 4.5 m |
| Traversing rate | 3 m/s |
| Acceleration | 3 m/s ² |
| Cable weight | 90 kg/km |
| Outer sheath, material | PUR |
| Material conductor insulation | Foamed PE (Data cable) |
| | PE (Power supply) |
| Conductor material | Tin-plated Cu litz wires |
| Insulation resistance | ≥ 5 GΩ*km (Data cable) |
| | ≥ 5 GΩ*km (Power supply) |
| Loop resistance | ≤ 181.80 Ω/km (Data cable) |
| | ≤ 114.80 Ω/km (Power supply) |
| Cable capacity | nom. 40 nF/km (Data cable) |
| Wave impedance | 120 Ω ±10 % (with 1 MHz) |
| Attenuation | ≤ 22.9 dB/km (with 1 MHz) |
| | ≤ 16.4 dB/km (At 500 kHz) |
| | ≤ 9.5 dB/km (At 125 kHz) |
| Nominal voltage, cable | ≤ 300 V (Peak value, not for high-power applications) |
| Test voltage Core/Core | 2000 V (50 Hz, 1 min.) |
| Test voltage Core/Shield | 2000 V (50 Hz, 1 min.) |
| Flame resistance | UL 1581, Sec. 1060 (FT-1) |
| | IEC 60332-1 |
| | in accordance with ISO 6722-1 5.22 (UN ECE-R 118.01) |
| Halogen-free | in accordance with DIN VDE 0472 part 815 |
| | according to IEC 60754-1 |
| Other resistance | Low adhesion |
| Ambient temperature (operation) | -40 °C ... 80 °C (cable, fixed installation) |
| | -20 °C ... 80 °C (cable, flexible installation) |

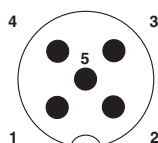
Environmental Product Compliance

| | |
|------------|---|
| China RoHS | Environmentally friendly use period: unlimited = EFUP-e |
| | No hazardous substances above threshold values |

Drawings

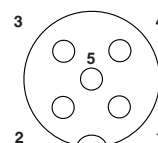
Bus system cable - SAC-5P-M12MS/20,0-920/M12FS - 1529687

Schematic diagram



Pin assignment M12 male connector, 5-pos., A-coded, male side

Schematic diagram



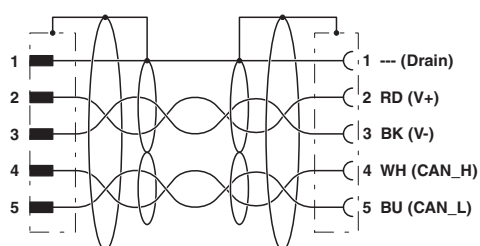
Pin assignment M12 socket, 5-pos., A-coded, socket side view

Cable cross section



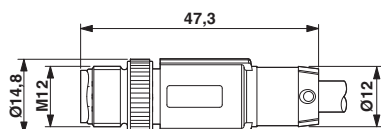
CAN Bus/DeviceNet [920]

Circuit diagram



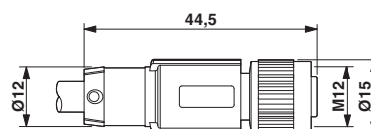
Contact assignment of the M12 connector and the M12 socket

Dimensional drawing



Plug, M12 x 1, straight, shielded

Dimensional drawing



M12 x 1 socket, straight, shielded

Mouser Electronics

Authorized Distributor

Click to View Pricing, Inventory, Delivery & Lifecycle Information:

Phoenix Contact:

1529687